


# IT'S TIME TO LEARN ABOUT TIME



Time is an interesting phenomenon. It is untouchable, invisible and yet it is always around us and helps us know when we should be doing certain, important activities. Like, when we should eat breakfast, which is the most important meal of the day. Once, they are in kindergarten, children can "define time by recognisable events and symbols." Teaching them the concept of time and routines with the use of clocks can be fun and fruitful.

**CLICK HERE**

for upcoming programmes



## Tips for Parents

### TRY THIS AT HOME!


Ask your child to observe how the sun looks and what it feels like at different parts of the day. Encourage them to use comparative, deductive language: "The sun was brighter and hotter at noon but darker and cooler in the evening."

This activity encourages children to observe their environment and make educated deductions as they identify the difference of the sun's position relative to time. Guide them along with prodding questions.




## LET'S LEARN TOGETHER!

Grab one of these books at the nearest library!



**Title:** Lift-the-Flap Telling the Time  
**By:** Rosie Hore & Shaw Nielsen (Illustrator)  
**Publisher:** London : Usborne, 2016  
**Section:** Early Literacy Picture Books / Non-Fiction  
**Call Number:** English 529 HOR



**Title:** Time  
**By:** Julie Murray  
**Publisher:** Minneapolis, Minnesota : Abdo Kids Junior is an imprint of Abdo Kids, [2020]  
**Section:** Early Literacy Picture Books / Non-Fiction  
**Call Number:** English 529 MUR

## LET'S WATCH TOGETHER!

In this 3-minute video, learn more about the different parts of clocks and their different functions!




Twinkl Kids' TV (2020, March 23). How to Tell the Time - Educational Video for Kids [Video]. YouTube. <https://www.youtube.com/watch?v=3Posbu-VKxU>

### References

<sup>1</sup> Ages & stages: How children develop a sense of time. Scholastic. (n.d.). Retrieved October 14, 2021, from <https://www.scholastic.com/teachers/articles/teaching-content/ages-stages-how-children-develop-sense-time/>.  
All book covers and synopses are copyright of the respective publishing companies.

# TEMPLATE FOR CRAFTING A CLOCK



Please print this out and cut out the circles and clock hands.  
Prepare the following materials too:

- Felt Board or Drawing Block
- Paper Fasteners
- Markers

