

RESEARCH

When you have questions about the world, the internet can be a great place to look for answers. Let's learn how you can answer your questions with good research skills.

TIER
BASIC

BROUGHT TO YOU BY
NLB S.U.R.E.

DISCLAIMER

NLB declares no affiliation, sponsorship, nor any partnerships with featured brands or trademarks.
All rights and credit go directly to their owners.



**HOW CAN WE FIND THE
RIGHT KEYWORDS
AND PLATFORMS?**



RESEARCH

To study a subject in detail to understand it

When we want to learn about a topic in detail, it's good to have a specific question that we want answered in mind.



To start the research process, we need to identify search keywords.

These are words that summarise the topic and help guide our search in the right direction.



KEYWORDS

Descriptive terms that guide our research




Image: [Inner Sloth](#)

Let's take a look at some examples of keywords we can use if we're looking for an:

“Online game to play”

- Besides “online game”, you can use keywords like “tween” and “kid” to find games for this age group
- You can also add the word “fun” or “favourite” in your keyword search to find recommendations from other people

?

IT'S YOUR TURN!



Feeling creative today? Let's look for fun craft projects we can do with scrap paper. What are some keywords you can use?

These are some examples of keywords to use:

UPCYCLING

RECYCLING CRAFT

CREATIVE

SCRAP PAPER

DIY

Image: [Unsplash](#)



WHAT PLATFORMS CAN WE USE FOR RESEARCH?

Besides keywords, we also need to know what platforms to use for our research. There are a variety of platforms on the Internet that can give us different kinds of information.

**Search
engines**



**Online magazines
and news sites**



**Government
sites**



Images: [Google](#), [Yahoo](#), [Straits Times](#), [National Geographic Kids](#), [Ministry of Health Singapore](#), [Ministry of Education Singapore](#)



HOW CAN WE USE SEARCH ENGINES EFFECTIVELY FOR RESEARCH?



HOW CAN WE SEARCH FOR INFORMATION BETTER?

Search engines are a good starting point for research, and we can get information easily with the right keywords and search methods.

“
1. Put key
phrases in
quotation marks
”

This ensures that your search results will match your search request word-for-word.

+
2. Use “+” and
“-” signs in
your search
-

This helps you to include important keywords in your search and exclude unnecessary search results.

/
3. Use “OR”
and “AND” in
your search
&

This allows you to narrow your search to results with only one of the many keywords (“OR”) or all (“AND”) keywords.



HOW CAN WE SEARCH FOR INFORMATION BETTER?



**4. Add “site:
[website name]”
at the end of your
search request**



This lets you search for a word or phrase within a specific website.




**5. Use Google’s
search tools**



This allows you to filter your results by time range, and also by the type of information you’re looking for (e.g. videos, images, news etc).

CASE STUDY: SINGAPORE'S INDEPENDENCE



LET'S PRACTICE WHAT WE'VE LEARNED:

**You have to do some
research on the
independence of Singapore.**

Here's how you can conduct research
effectively on the topic using a search engine.

Image: [Wikimedia Commons](#)

CASE STUDY: SINGAPORE'S INDEPENDENCE

1. Put key phrases in quotation marks

If you want to find specific results about the actual Independence of Singapore agreement (Proclamation of Singapore), search **"Independence of Singapore"** in quotation marks to get more specific word-for-word results, instead of general information on the historical event.

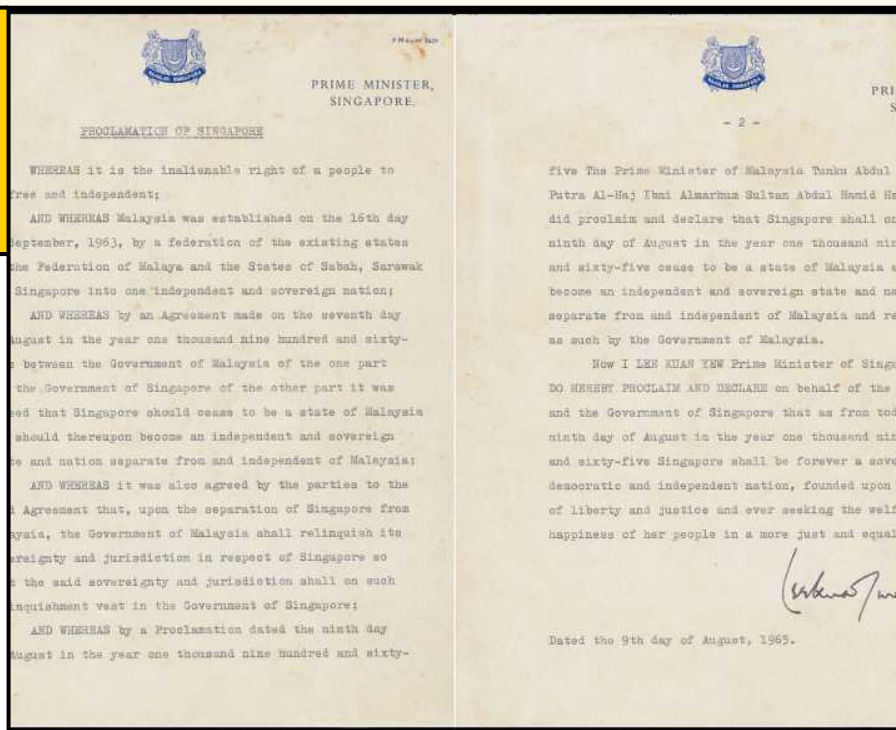


Image: Cabinet Office collection, courtesy of [National Archives of Singapore](#)

CASE STUDY: SINGAPORE'S INDEPENDENCE

2. Use “+” and “-” signs in your search

If you're trying to learn more about how school life was like after Singapore gained independence, you can search for **“schools in Singapore -Malaysia”**, to filter your results to only include information about Singapore after its split from Malaysia.



Image: Bukit Panjang Government School Collection, courtesy of [National Archives of Singapore](#)

CASE STUDY: SINGAPORE'S INDEPENDENCE

3. Use “OR” and “AND” in your search

If you're trying to learn about both Singapore's military and economic situation when it gained independence, you can use **“Singapore independence military AND economy”** to get results that include information in both fields.

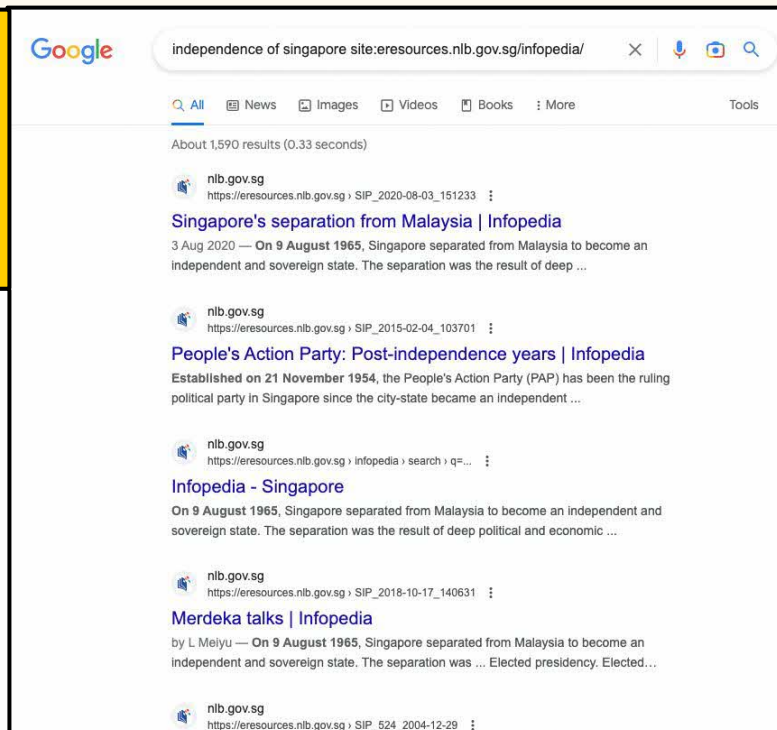


Image: Ministry of Information and the Arts Collection, courtesy of [National Archives of Singapore](#)

CASE STUDY: SINGAPORE'S INDEPENDENCE

4. Add “site: [website name]” at the end of your search request

If you're trying to find information on the topic from NLB's Infopedia pages, you can add **“site:eresources.nlb.gov.sg/infopedia/”** to get site-specific results.



CASE STUDY: SINGAPORE'S INDEPENDENCE

5. Use Google's search tools

If you're looking for recent videos that talk about Singapore's independence, you can filter the search results by date, and select the video filter tab, using Google's search tools.

The screenshot shows a Google search for "Singapore's independence". The search bar is at the top, and the results are displayed below. On the left, there are filters for "Any time", "Past hour", "Past 24 hours", "Past week", "Past month", "Past year", and "Custom range...". The "Any time" filter is selected. On the right, there are tabs for "All", "News", "Images", "Books", "Videos", and "More". The "Videos" tab is selected. Below the filters, there are search results for "Singapore's independence". The first result is from the National Library Board, titled "Singapore separates from Malaysia". The second result is from YouTube, titled "Proclamation of Independence, National Anthem and Pledge". The third result is from the Singapore government website, titled "Singapore's First Post Independence Currency - SG101".



WHAT IF GOOGLE IS NOT GIVING ME GOOD RESULTS?

There are other curated search resources you can use!



Online search portal to locate digital content from the National Library Board (NLB)'s databases and National Heritage Board (NHB)'s museum repository



Online search database for Singapore's archival information, including photographs, maps, audio-visual recordings about the country's history and heritage

?

IT'S YOUR TURN!

PICK A TOPIC YOU'D LIKE TO RESEARCH:



What are some keywords you'd use in your search?



What platforms will you use to look for answers?



THERE'S MORE!

Stay tuned to the next topic

EVALUATE

To discover how you can judge information you've found to
come to sound conclusions