

Primary 4

Meet

The Parents

Session

19 Feb 2021, Friday
4.45pm - 5.30pm



Table of Contents



01 TEACHER'S EXPECTATIONS
Class rules / routines

02 SALLY'S STORY
An issue pertinent to Primary 4

03 LEVEL PROGRAMMES & ACTIVITIES
Uniquely Primary 3

04 ASSESSMENTS
Weighted Assessments & End-of-Year Exams

05 Annexes
EMSMTL

The background is a light beige color. On the left, there is a large purple hexagon. To its right, a white rectangular box contains the main text. Further right, there is a blue hexagon. In the bottom left, there are three parallel pink diagonal lines. On the right side, there is a grid of small dark purple dots arranged in four rows and five columns.


01

TEACHER'S EXPECTATIONS

Class rules / routines

We expect every child to:

1. Be punctual.
2. Try his/her best in learning.
3. Be responsible for his/her actions.
4. Follow the class rules.
5. Do his/her homework promptly, carefully and neatly.
6. Be a good team player.



Class Rules

1. Treat your peers and teachers respectfully.
2. Practise turn-taking.
3. Listen attentively.
4. Encourage one another to do better.



The background is a light beige color. On the left, there is a large purple hexagon pointing to the right. Inside the hexagon, the number '02' is written in white. To the right of the hexagon, there is a white rectangular box containing the text 'SALLY'S STORY' and 'An issue pertinent to Primary 4'. On the right side of the page, there is a blue triangle pointing to the left. In the bottom right corner, there is a grid of small purple dots arranged in 5 rows and 5 columns.

02

SALLY'S STORY

An issue pertinent to Primary 4

Sally's Story

Teacher A shared that Sally will blurt out whatever is on her mind or shout out answers. She will also shout out insensitive remarks during discussions.

This has impacted the learning of peers and herself in class.

Sally also rushes through her work and that affects the quality of her work.

While playing with her friends, Sally likes to hit and kick her friends.

This has resulted in her being lonely and not being able to have positive relationships with others.



Sally's Story

What can parents do to support Sally at home?

(A) Teach Sally the importance of turn-taking

(B) Teach Sally the value of wait time

(C) Teach Sally social skills

(D) All of the above

Give a thumbs up or smiley face when we read out option A, B, C or D.



Sally's Story

What can parents do to support Sally at home?

(D) All of the above

- Sally needs to be less impulsive.
- She needs to learn the value of turn-taking and wait time.
- She also needs to know social skills.



Sally's Story

Which of the following support structures can parents set up at home to assist Sally?

- (A) Give Sally anything that she asks for.
- (B) Provide Sally with snacks and chocolate while studying.
- (C) Do not make Sally do household chores so she can focus on her schoolwork.
- (D) Give Sally rewards only after she has done something that she has worked hard to achieve.



Sally's Story

Which of the following support structures can parents set up at home to assist Sally?

(D) Give Sally rewards only after she has done something that she has worked hard to achieve.

We should definitely have clear boundaries for children and not give in to all their requests. Children can carry out household chores appropriately.

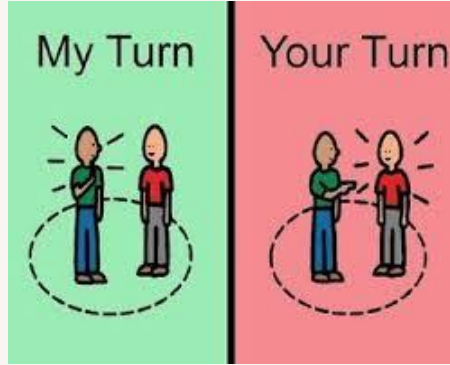


Helping Sally

Routines




Turn-taking



Checking Handbook & Homework



Outdoor Play



Role-modelling



The background is a light beige color. On the left, there is a large purple hexagon pointing to the right. Inside the hexagon, the number '03' is written in white. To the right of the hexagon, there is a white rectangular box containing the text 'LEVEL PROGRAMMES & ACTIVITIES' and 'Uniquely P4'. On the right side of the slide, there is a blue shape pointing to the left, and a grid of small purple dots arranged in a 5x5 pattern.

03

LEVEL PROGRAMMES & ACTIVITIES

Uniquely P4

English

1. STELLAR (Strategies for English Language Learning and Reading)

- Acquiring English language skills through activities in listening, speaking, reading, writing and visual literacy
- Thematic in nature
- 3 to 4 weeks for each theme



English

2. Reading

- iREAD Class Library Project
- To develop an extensive reading habit
- A box of storybooks is placed in every classroom

Newspaper Reading [P4 onwards - What's Up]

- Development of critical reading skills
- Build vocabulary
- A platform for pupils to express their opinions and standpoint
- Writing letters to the Editor



English

3. Narrative Writing

- Introduction to the parts of a narrative and the use of good words/phrases to develop a story
- Writing of a theme-based story based on at least one of the pictures given

4. Speaking

- Reading Aloud
- Stimulus-based Conversation
- Use the 2E strategy
 - Express
 - Elaborate



English

5. Diagnostic Marking

- Use of marking symbols to help students understand the errors made
- A form of feedback for students

Marking Symbols – Student's Reference

Symbol	Meaning	Example
S	Spelling error	John is <u>perspirin</u> profusely. ^S
P O	Punctuation error	My brother, ^P ahmad ^P is hungry.
<u>P</u>	Sentence boundary error: <ul style="list-style-type: none">- On a run-on sentence where there was supposed to be a full stop to separate the sentence but there was not	Hui Li ran to the washroom ^P She brushed her hair.



English

5. Diagnostic Marking

g	Grammatical error: <ul style="list-style-type: none"> - Tense/ SVA/ Preposition/ Singular/ Plural 	<p>Jane ^g<u>were</u> supposed to call ^g<u>upon</u> ^g<u>these</u> evening's ^g<u>footballs</u> match due to the rain.</p>
ww	Wrong Word:	<p>Raj was ^{ww}<u>balling</u> his eyes out.</p>
SS	Sentence Structure: <ul style="list-style-type: none"> - When there is an awkward structure, whether or not the sentence makes sense 	<p>The boys ^{SS}<u>come to then open to go unto kitchen up</u>.</p> <p>^{SS}<u>I were go to cross</u> the bridge to get to school.</p>
Λ	Missing Word (s):	<p>Despite ^Λ illness, Mrs Wong went to work.</p>
✓	Credit: <ul style="list-style-type: none"> - For phrases that were well chosen 	<p>Dining at this high-class restaurant cost [✓]<u>me</u> an arm and a leg.</p>



Mathematics

1. Targeting Math Workbook
2. Weekend Remediation Programme [WRP]
3. Topical Review Worksheet
4. Heuristics (MA3 onwards)
5. onSponge (MA1 and MA2)



Mathematics

Areas of Concern:

1. Strive for accuracy
2. Present solution in a neat and logical way
3. Show working clearly to make thinking visible
4. Master multiplication tables



Mathematics

Diagnostic Marking

Code

T.E.

^

M.I.

W

Description

Transfer Error

Missing unit

Mathematically Incorrect

Check working



Mathematics

37. Cherry and Darren had 486 stickers altogether. After Cherry gave away $\frac{1}{5}$ of her stickers, they had the same number of stickers left. How many stickers did Cherry have at first?

T.E.

$$(468) \div 9 = 52$$

$$52 \times 5 = 260$$

Example



Mathematics

39. All the water in a tank was poured into 3 bottles. When pouring the water into the bottles, 0.39 l of it spilled on the table. Each bottle contained 1.92 l of water. What was the volume of water in the tank at first? Round your answer to the nearest litre.

$$1.92 \times 3 = 5.76$$

$$5.76 + 0.39 = 6.15$$

$$6.15 \approx 6$$

Ans: 6 [4]

2. Wai Yan and Li Ann shared \$10 800. Li Ann received 20% less than Wai Yan. How much money did Li Ann receive?

M.I.

$$180\% \text{ (Wai Yan)} = 10800$$
$$1\% = 10800 \div 180 = 60$$
$$80\% \text{ (Li Ann)} = 60 \times 80$$
$$= 4800$$

\$ 4800



Science

1. Workbook & IBL Learning Packages

To provide students opportunities to learn scientific concepts through hands-on, exploration and discovery activities using Inquiry-Based approach

- • •
• • •
• • •
• • •
• • •
• • •
• • •
• • •
• • •
• • •
- Cycles [Matter]
- System [Your amazing body as a system / Plants and their parts]
- Energy [Heat energy / Light energy]



Science

2. Interactive Notebook

- ◆ To be used as a resource book from P3 to P6
- ◆ As a supplement for revision

3. Garden Trail

- ◆ Outdoor experience
- ◆ Authentic interaction with nature



Science



4. Investigative Science

Rationale:

- To apply the Science concepts and skills learnt in their Science investigations
- To be conducted in T3W1 during Learning Fiesta



Mother Tongue



Mother Tongue

1. School-Based Reading Programme

The programme aims to develop students' interest in reading Mother Tongue Language books. Post-reading activities are conducted after students have completed reading the Mother Tongue storybooks.

For example:

- Retelling the story
- Role playing
- Summarising the story
- Drawing



Mother Tongue

2. Conversational Chinese & Malay (CCM) Programme

Purpose:

1. to strengthen peer relationships among students of different races
 2. help students acquire the languages that would enable them to operate comfortably in the region.
- At P4, students will continue the CCM programme (during MCA)



Mother Tongue

3. Mother Tongue Fortnight

Objectives:

→ to engage students in the learning and use of their mother tongue language outside the context of their daily lessons.

(only for students taking CL, ML & TL)



Modular Curriculum Activities

5 Jan - 4 Mar

ICT (8 sessions)

-

Intermediate Coding

9 Mar - 20 May

Language (8 sessions)

-

Conversational Chinese & Malay

29 Jun - 2 Sept

Sports (10 sessions)

-

Swimming

14 Sept - 11 Nov

Aesthetics (4 sessions)

-

Batik Painting

Intra-Class Games

5 Mar & 4 Sept

Modified Basketball



e-Learning Platforms

Student Learning Space (SLS)

<https://vle.learning.moe.edu.sg/login>

Google Classroom (GC)

<https://gsuite.google.com/dashboard>

e-Zishi (Chinese only)

<https://www.ezhishi.net/>



Modes of Communication

→ **1st level**: Handbook / ClassDojo

Teachers will reply within 3 working days.

→ **2nd level**: Phone Calls.

→ **3rd level**: Meeting Appointments

→ **Communication Day**: Every Thursday via PG

Queries received after office hours will only be attended to on the next working day.

Office Hours: School day from 7.30am - 6.00pm.



The background is a light beige color. On the left, there is a large purple hexagon pointing to the right. Inside the hexagon, the number '04' is written in white. Below the hexagon, there are three parallel pink diagonal lines. On the right side, there is a blue shape pointing to the left. In the bottom right corner, there is a grid of small dark purple dots arranged in 5 rows and 10 columns.

04

ASSESSMENTS

Mid-Year & End-of-Year Exams


Assessments

Level	Term 2 Mid-Year Examination (MYE)	Term 4 End-of-Year Examination (EYE)	Total
P4	30%	70%	100%

More details will be provided in
the parent's notifications.



Thank you!

A silhouette of a young child sitting on a wooden fence, pointing their right hand towards a bright, hazy sunset sky. The child is positioned on the left side of the frame. The background is a warm, golden-yellow sky with soft clouds. In the foreground, there are dark silhouettes of grass and fence posts.

**Encourage and support
your kids because children
are apt to live up to what
you believe of them.
~ Lady Bird Johnson ~**

Positive-Parenting-Ally.com

We value your feedback.



<https://go.gov.sg/2021ckpsmtp>

Parents of identified students attending MTSP, please refer to the link shared with you **via Parents' Gateway.**

05

ANNEXES

1. English
2. Mathematics
3. Science
4. Mother Tongue



English

Subject	MYE	EYE
English Paper 1 (50 mins) Paper 2 (1 hr 15 mins)	<u>30%</u> Paper 1 (Composition): 20 marks Paper 2: 50 marks Listening: 14 marks Oral Communication: 16 marks Total: 100 marks	<u>70%</u> Paper 1 (Composition): 20 marks Paper 2: 50 marks Listening: 14 marks Oral Communication: 16 marks Total: 100 marks



Mathematics

Subject	MYE	EYE
Math (1 hr 45 min)	<u>30%</u> Section A: 20 MCQ (40 marks) Section B: 15 SAQ (30 marks) Section C: 9 LAQ (30 marks) Total: 100 marks	<u>70%</u> Section A: 20 MCQ (40 marks) Section B: 16 SAQ (32 marks) Section C: 8 LAQ (18 marks) Total: 100 marks



Science

Subject	MYE (1h 20 min)	EYE (1h 30min)
Science	<p><u>30%</u></p> <p>Booklet A: 24 MCQ (48 marks) Booklet B: 10 SAQ (32 marks)</p> <p>Total: 80 marks</p>	<p><u>70%</u></p> <p>Booklet A: 28 MCQ (56 marks) Booklet B: 11- 13 SAQ (44 marks)</p> <p>Total: 100 marks</p>



MOTHER TONGUE LANGUAGE

- Chinese
- Malay
- Tamil



尚育小学
Changkat Primary School
P4 Parents' Sharing

19th Feb 2021

四年级 分享会



Mrs Geraldine Hu-Wong
王老师



上课时，我们希望学生们能……

- 互相尊重、互相关心、互相帮助

(Show respect, care and being helpful to teachers & peers)

- 专心上课、积极提问

(Stay focused and learn with an inquisitive mindset)



上课时，我们希望学生们能……

- 准时呈交功课
(Hand in homework on time)
- 认真地学习
(Study conscientiously)
- 用心写字，字体端正
(Write neatly)



▶ 针对四种语文能力：**听-说-读-写**

▶ 准备了四个配套练习 (4 training packages):

听力练习
Listening

- 练习配套

口试练习
Oral

- 网上练习
配套
- 校本练习
配套

阅读练习
Reading

- 活动本
- 校本阅读
- 校外阅读:
知识画报

写作练习
Writing

- 活动本:
写作小练笔
- 作文练习



听写 Spelling

日期：星期二 (Tuesday)

听写单：根据各班学生的学习需要和进度而设计。

(According to student's ability)

听写后：学生改正，家长签字

(corrections, parent's signature)

温馨提示：更改听写时间，老师会让学生写在学生手册

(changes in spelling dates will be communicated via School handbook)

作业 Homework

❑ 温馨提示：家长如有疑问，可以跟老师联络
(contact teacher if you have any doubt)



四年级的考查评估 Assessment

阶段性测试 (Exams)

- 年中考试 Mid of Year Exam: Term 2
- 年终考试 End of Year Exam: Term 4
- Weighted



P4考试 Exam

```
graph TD; A[P4考试 Exam] --- B[口试 Oral 30分]; A --- C[听力 Listening Comprehension 10分]; A --- D[看图作文 Composition 15分]; A --- E[语文测验 Language Usage & Comprehension 45分];
```

口试

Oral

30分

听力

Listening
Comprehension

10分

看图作文

Composition

15分

语文测验

Language Usage &
Comprehension

45分



朗读时，学生常犯的错误

Common Errors

- 机械式的朗读
(Read without expression)
- 注意朗读时要停顿，有快慢的语调
(Remember to pause, read with different speed)
- 字不会读
(Cannot read the words)
- 不会念的字可以猜或跳过
(make the best guess or skip the word)



看图说话中，学生常犯的错误

Common Errors

- 不能按照一定的顺序说图

(Unable describe the picture in an orderly manner)

- 词不达意，文法不正确

(Inappropriate vocabularies or incorrect sentence structures)



听力练习时，学生需要 Common Errors

- 专心和仔细地聆听

Listen carefully and attentively

- 可以边听录音，边读问题

Read the questions as you listen



Approved CL Dictionaries

S/N	TITLE	PUBLISHER	ISBN NUMBER	APPROVED PERIOD
1	新编学生实用词典（第七版增订本）	新亚出版社	981-255-911-6 978-981-255-911-1	2019 - 2023
2	新编小学实用词典	新亚出版社	981-274-954-3 978-981-274-954-3	2019 - 2023
3	最新汉语大词典（第 5 版）	联营出版（马）有限公司	978-983-01-1073-8 978-983-01-1122-3	2018 - 2022
4	全球华语大词典	Marshall Cavendish Education Pte Ltd	978-981-4684-38-5	2018 - 2022
5	世纪版新汉语字典	联营出版（马）有限公司	978-983-01-0961-9	2017 - 2021
6	规范汉语词典	联营出版（马）有限公司	978-983-820-627-3	2017 - 2021
7	最新规范汉语词典（修订版）	联营出版（马）有限公司	978-983-01-0960-2	2017 - 2021
8	最新汉语大词典（世纪版）	联营出版（马）有限公司	983-820-625-3 983-820-626-1	2017 - 2021
9	新世纪高级学习词典	怡学出版社·商务印书馆	978-981-4333-25-2	2017 - 2021
10	新世纪学生华语词典	怡学出版社·商务印书馆	978-981-4237-75-8	2016 - 2020



APPROVED CHINESE E-DICTIONARIES

S/N	NAME and MODEL	PUBLISHER	APPROVED PERIOD
1	Besta All Pass version 1	Ellton Enterprise Pte Ltd	2020 - 2024
2	Besta All Pass version S1	Ellton Enterprise Pte Ltd	2020 - 2024
3	Besta All Pass version 5	Ellton Enterprise Pte Ltd	2020 - 2024
4	HansVision PX2201	Creative Knowledge Labs Pte Ltd	2019 – 2023
5	HansVision PX2181	Creative Knowledge Labs Pte Ltd	2018 – 2022
6	HansVision PX2131	Creative Technology Ltd / Creative Knowledge Labs Pte Ltd	2018 – 2022



7	HansVision PX2101	Creative Technology Ltd / Creative Knowledge Labs Pte Ltd	2018 – 2022
8	HansVision PX2051	Creative Technology Ltd / Creative Knowledge Labs Pte Ltd	2018 – 2022
9	ZZ.New-A+	ZZ.Perfection Pte Ltd	2018 – 2022
10	Besta All Pass 2	iKnow Pte Ltd	2017 – 2021
11	Besta All Pass 3	iKnow Pte Ltd	2017 – 2021
12	ZZ.New-01	ZZ Perfection Pte Ltd	2017 – 2021



网上教学资源

E-resources



➤ 学乐 <http://xuele.moe.edu.sg>

➤ E 知识: www.ezhishi.net

Resources: Assignments, Quiz bank

➤ SLS





教师联络方式

P4

Name of Teacher	Contact Number	Email
Mdm Gladys Soh (4C1) 苏老师	67830923 ext. 350	Soh_kang_hwee_gladys@schools.gov.sg
Miss Ivy Ang (4C2) 洪老师	67830923 ext. 351	ang_wei_li_ivy@schools.gov.sg
Mrs Geraldine Hu-Wong (4C3) 王老师	67830923 ext. 311	geraldine_wong_mei_ee@schools.gov.sg



教师联络方式

Name of Teacher	Contact Number	Email
Mdm Zhang Fangfang (HOD/MTL) 张芳芳老师	67830923 ext. 205	zhang_fangfang@schools.gov.sg
Mr Li kunpeng (CL Coordinator) 李鲲鹏老师	67830923 ext. 375	li_kun_peng@schools.gov.sg



DARJAH 4


KOMPONEN PENILAIAN



KARANGAN

- Murid-murid perlu **peka membaca** arahan.
- Mereka akan dapat sekurang-kurangnya **8 latihan karangan** tahun ini.
- Mereka akan diajar menulis dalam sekurang-kurangnya **4 perenggan**.

ARAHAN : Perhatikan gambar bersiri di bawah ini. Tulis sebuah karangan berdasarkan gambar-gambar berikut dengan menggunakan **tidak kurang daripada 100 patah perkataan**. Kamu boleh menggunakan perkataan/frasa yang diberikan sebagai panduan. Kamu diberi masa selama **40 minit**.



menonton televisyen

mengajak

terlanggar pasu

cedera

berpesan

bermain sembunyi-sembunyi

terpijak kaca

membalut luka



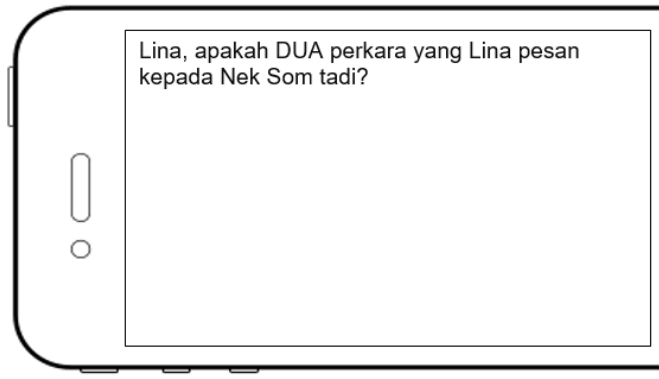
KOMPONEN PENILAIAN – BAHASA & KEFAHAMAN

- ☐ Imbuhan (10 markah)
- ☐ Peribahasa (8 markah)
- ☐ Golongan Kata (10 markah)
- ☐ Kefahaman Objektif & Penulisan Interaktif (8 markah)
- ☐ Kefahaman Subjektif (9 markah)




CONTOH KOMPONEN PENULISAN INTERAKTIF

17. Puan Mariam, anak Nek Som, telah mengirim pesanan ringkas kepada Lina. Bayangkan kamu Lina. Jawab pesanan ringkas itu dengan menggunakan maklumat dalam petikan di halaman 6. Kemudian, tulis jawapan kamu itu di tempat kosong yang disediakan.



TULIS DI SINI



KEFAHAMAN MENDENGAR

SALAH SATU SOALAN YANG DIUJI MERUPAKAN DIALOGUE
RETAINER

SOALAN 7 Apakah respons yang paling sesuai patut diberi oleh Gloria?

- ① ② ③
1. Baguslah kalau begitu.
 2. Kau memang mencari masalah!
 3. Mengapa kau tidak habiskan sahaja minggu depan.

- Murid-murid perlu mendengar dialog dengan teliti sebelum memilih respons yang paling sesuai.



Tarikh: _____



(a) Di manakah tempat itu?
(b) Bagaimanakah perasaan kamu sewaktu makan bersama keluarga?
* (c) Apakah yang akan kamu lakukan jika ternampak seseorang terjatuh?

- Latihan akan dibuat dalam pakej lisan pada setiap penggal.

Hubungi kami - 67830923

Nama Guru	Kelas	Ext	E-mel
Cg Arina (ML Coord)	2M2, 5M1, 5HML	312	nur_arina_santoso@schools.gov.sg
Cg Iffah (Middle YH)	3M2, 5M2	374	nur_iffah_abdul_ghafar@schools.gov.sg
Cg Sharifah (Level Rep)	4M1, 6M2	339	sharifah_aminah_syed_omar@schools.gov.sg
Cg Nurisham	1M2, 6FML	335	nurisham_ismail@schools.gov.sg
Cg Rauhdah	1M1, 6M1, 6HML	344	rauhdah_abdul_latif@schools.gov.sg
Cg Shainas	2M1, 3M1	360	shainas_hassan@schools.gov.sg



சங்காட் தொடக்கப் பள்ளி

பெற்றோருக்கான
ஆண்டுத் தொடக்கக் கூட்டம்

நான்காம் வகுப்பு

19 February 2021



பாடத்தீட்டம்

அடிப்படை மொழித்திறன்கள்

- ✓ கேட்டல்
- ✓ பேசுதல்
- ✓ படித்தல்
- ✓ எழுதுதல்



நான்காம் வகுப்புத் தேர்வு வீவர அட்டவணை

	தலைப்பு	மதிப்பளவு
தாள் 1 – கட்டுரை 40 நிமிடங்கள்	படக்கட்டுரை (60 சொற்களுக்குக் குறையாமல் எழுத வேண்டும்)	15%
தாள் 2 – மொழிப் பயன்பாடும் கருத்தறிதலும் 1 மணி நேரம்	மூவிடப் பெயரும் வினையும்	10%
	செய்யுள் பழமொழி	8%
	முன்னுணர்வுக் கருத்தறிதல்	8%
	தெரிவுவிடைக் கருத்தறிதல்	6%
	எழுத்துவழிக் கருத்துப் பரிமாற்றம்	4%
	சுயவிடைக் கருத்தறிதல்	9%



நான்காம் வகுப்புத் தேர்வு வீவர அட்டவணை

	தலைப்பு	மதிப்பளவு
தாள் 3 – கேட்டல் கருத்தறிதல் (சுமார் 20 நிமிடங்கள்)	படங்களைத் தெரிவு செய்தல்	3%
	எதிருரைப் பனுவல்	1%
	பனுவலைக் கேட்டு விடையைத் தேர்ந்தெடுத்தல்	6%
தாள் 4 – வாய்மொழி (சுமார் 10 நிமிடங்கள்)	வாய்விட்டு வாசித்தல்	10%
	படத்தைப் பற்றி விவரித்துச் சொல்லுதல்	10%
	படத்தோடு தொடர்புடைய உரையாடல்	10%



பள்ளியின் எதிர்பார்ப்புகள் & மாணவர்களின் பொறுப்பு

- ✓ வகுப்பில் தமிழில் பேசுதல்
- ✓ வகுப்பில் கவனித்தல் / புரியாததைக் கேட்டுத் தெளிவுப்படுத்திக் கொள்ளுதல்
- ✓ பாடத்திற்குத் தேவையான பொருள்களைக் கொண்டு வருதல்
- ✓ வீட்டுப்பாடத்தைக் குறித்த நேரத்தில் ஒப்படைத்தல்
- ✓ பெற்றோரிடம் வீட்டுப்பாடத்தைக் காட்டுதல் / கையொப்பம் பெறுதல்



பள்ளியின் எதிர்பார்ப்புகள் & பெற்றோர் ஆதரவு

- ✓ பிள்ளைகளிடம் தமிழில் பேசுதல் / பிள்ளைகளையும் தமிழில் பேச ஊக்குவித்தல்
- ✓ படிப்பதற்குச் சரியான சூழ்நிலையை ஏற்படுத்தித் தருதல்
- ✓ வீட்டுப் பாடத்தை முடித்துவிட்டார்களா எனக் கவனித்தல்
(மாணவர்க் கையேட்டைப் பார்வையிடவும்)
- ✓ அவ்வப்போது பள்ளிப்பை / புத்தகங்களைப் பார்த்தல்
- ✓ பொருத்தமான தொலைக்காட்சி நிகழ்ச்சிகளைப் பார்க்க ஊக்குவித்தல்
- ✓ புத்தகங்கள் வாசிக்கும் பழக்கத்தை ஊக்குவித்தல்



தொடர்புகொள்வதற்கு

- மாணவர்களின் கையேடு
- பள்ளித் தொலைபேசி - **67830923 (318)**
- மின்னஞ்சல் முகவரி -
kamala_swamy@schools.gov.sg





**நன்றி
வணக்கம்!**

