

Uniquely



WELCOME TO

**Opera Estate Primary School
Primary 1 Orientation Day
(For 2024 intake)**



Confident Learners, Caring Contributors

Overview of Event

- Principal's Address
- Getting your P1 Child Ready by HOD, CCE
- Sharing by Opera Parents Club by James and Faye
- First week of school by YH, LP
- Purchase of school textbooks, uniform
- Registration of school transport, School-based Student Care Centre (SCC)
- Outreach Programmes by Opera Parent Club (OPC), National Library Board (NLB) and Self - Help Groups (SHGs) – Mendaki, Sinda & CDAC



OEPS School Leaders



 **MRS TAN WAI LING**
PRINCIPAL




 **MR KENNY REYES**
VICE-PRINCIPAL (EO)



 **MR RAYMOND TAY**
VICE-PRINCIPAL (EO)



 **MR CHNG SIEW CHYE**
VICE-PRINCIPAL (ADMIN)



Supporting your child



Supporting your child

Learning
Support



 **MDM SITI ARFAH BTE YUSOF**
TEACHER



 **MRS KOH-CHENG YOKE KIN**
TEACHER



 **MDM KAU SIEW FUN**
TEACHER



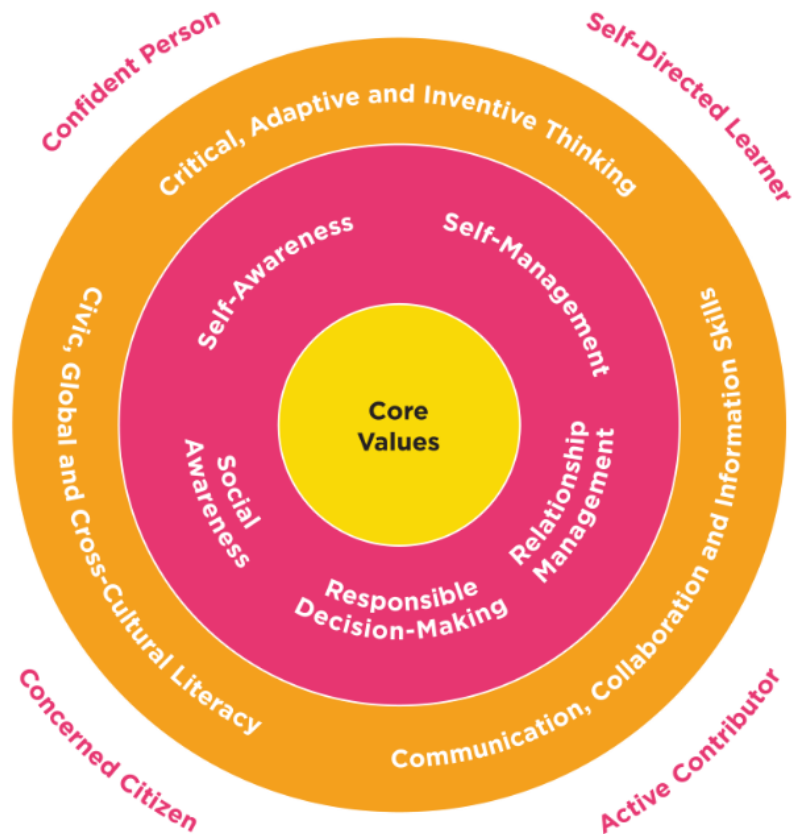
 **MDM YEONG WAI CHENG ANNE**
TEACHER

Supporting your child

School Counsellors
& Special
Educational Needs
Officers



Enhanced Framework for 21st Century Competencies



©2023 Ministry of Education, Singapore

Confident Person

- Thinks independently
- Communicates effectively
- Has good inter-personal skills

Self Directed Learner

- Takes responsibility for own learning
- Questions, reflects, perseveres
- Uses technology adeptly

Desired Outcomes of Education

(1997, Revised 2009)

Concerned Citizen

- Is informed about world and local affairs
- Empathises with and respects others
- Participates actively

Active Contributor

- Exercises initiative and takes risks
- Is adaptable, innovative, resilient
- Aims for high standards



Confident Learners, Caring Contributors

Our new Vision, Mission, Values



Confident Learners,
Caring Contributors



To empower every OPERA Gem to drive meaningful impact to
the community and be ready for the future



R²– **R**espect / **R**esponsibility

I – **I**ntegrity

G – **G**ratITUDE

H – **H**umility

T – **T**enacity

Desired Student Outcomes



Self-Directed Learner

- ☐ Self-initiated learning
- ☐ Takes responsibility for their own learning
- ☐ Curious, reflecting and persevering
- ☐ Driven by passion and purpose



Effective Communicator & Collaborator

- ☐ Confident, Respectful and empathetic
- ☐ Team Player

Confident Learners, Caring Contributors



Creative & Critical Thinker

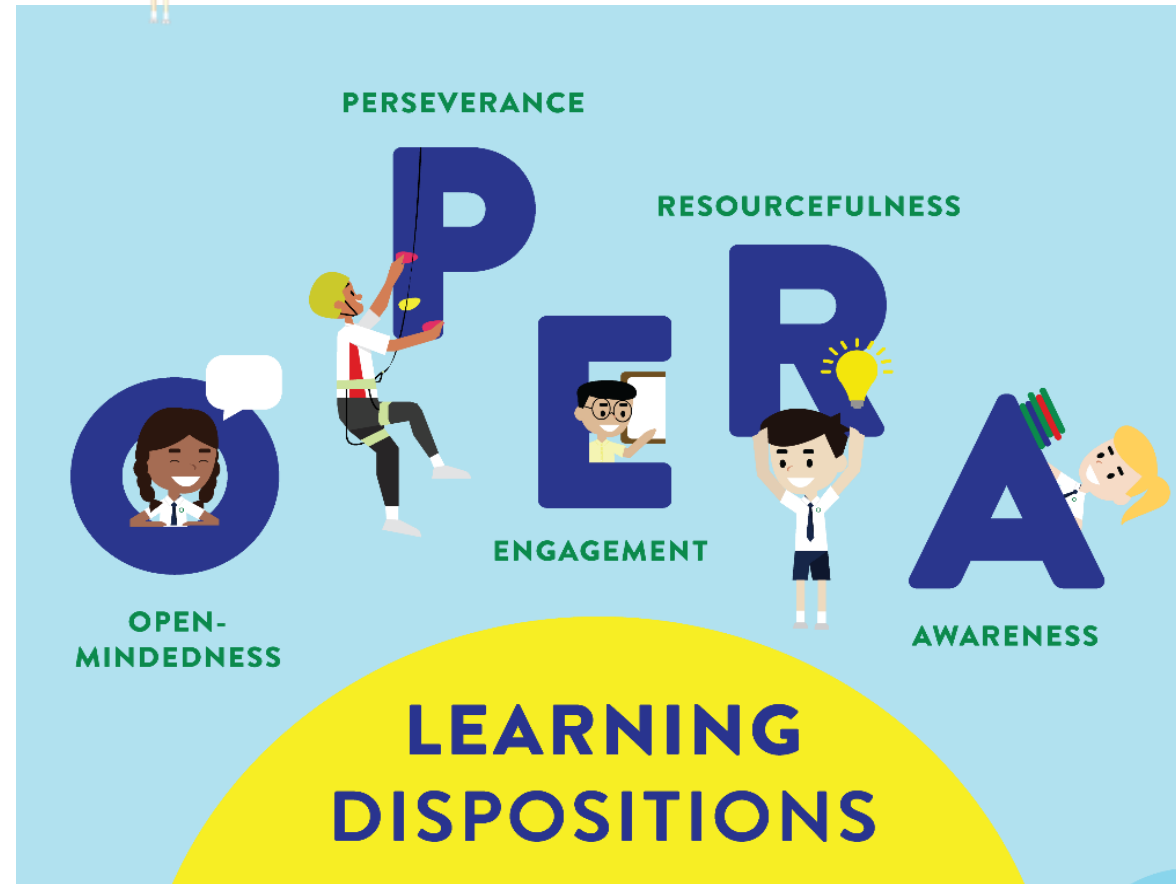
- ☐ Adaptable and problem solves
- ☐ Discerning
- ☐ Self-express individuality



Concerned Citizens


- ☐ Others-centredness
- ☐ Improve lives of others
- ☐ Advocates green cause
- ☐ Cultural & global awareness

The OPERA Learning Dispositions



Leveraging our key programmes

CCA Showcase



Effective Communicator
& Collaborator



Confident Learners, Caring Contributors

Leveraging our key programmes


CCA Showcase



Effective Communicator
& Collaborator




Confident Learners, Caring Contributors



Speech and Drama



Leveraging our key programmes



Effective Communicator
& Collaborator

Good Morning OPERA!



Confident Learners, Caring Contributors



Ignite D'Arts




Leveraging our key programmes

Opera's Got Talent



Creative & Critical
Thinker



Confident Learners, Caring Contributors

Leveraging our key programmes

Programme for Active Learning (PAL)



Effective Communicator
& Collaborator



Creative & Critical
Thinker

Dance



Music



Sports and
Games

SPORTS & GAMES

MY REFLECTION

♥ I ENJOY LEARNING AND PARTICIPATING IN SPORTS AND GAMES	<input type="radio"/>	<input type="radio"/>
♥ I TAKE TURNS	<input type="radio"/>	<input type="radio"/>
♥ I THANK MY FRIENDS AND TEACHERS WHEN THEY HELPED ME	<input type="radio"/>	<input type="radio"/>
♥ I ENJOY WORKING TOGETHER WITH MY FRIENDS	<input type="radio"/>	<input type="radio"/>

Outdoor
Education




Art



 **Confident Learners, Caring Contributors**

Leveraging our key programmes



Concerned
Citizen



Effective Communicator
& Collaborator

OPERA goes Green (OPG)

Joy of Learning - Learning Beyond School



Our Green Champions engaged the residents on environment sustainability by distributing our school-made compost to them.



Good platform
for building
confidence and
the will to serve
the community!




Students participating
in recess activities.



Confident Learners, Caring Contributors

Leveraging our key programmes



Concerned
Citizen

Attitude of Gratitude (AOG)



Confident Learners, Caring Contributors

Leveraging our key programmes

Play@OEPS



Self-Directed Learner



Confident Learners, Caring Contributors

New School Uniform

Formal Attire



PE Attire



SCHOOL-HOME PARTNERSHIP

2 Developing your child

1 Knowing your child

3 Building partnership with the school



KNOWING YOUR CHILD

Understand your child's strengths and interests.


- Work with your child's teachers to understand their strengths, interests and development in academic and non-academic areas
- Ask about your child's thoughts and feelings about school



DEVELOPING YOUR CHILD

Partner the school in the holistic development of your child.

- Allow your child to develop independence
- Encourage your child to participate in school activities
- Talk to your child regularly about values and nurture their interest in learning
- Affirm your child by recognising their efforts



BUILDING PARTNERSHIP WITH THE SCHOOL

Maintain regular communication through official school channels.

- Have regular conversations with teachers in both academic and non-academic areas - this will help you better guide your child's development
- Ask the teacher for the best way and time to contact them



Parents as Partners

PARENTS + R



R → Relationships

Collaborative

Positive

Trusting

as

PARTNERS-IN-EDUCATION



Every Parent, A Supportive Partner

- **Bringing Out The Best In Our Children, TOGETHER**
 - Home is the child's first school
 - first teachers, role-model and most important teacher
 - complement school's efforts in delivering a holistic education



Home-School-Community Links

Building on Trust, Partnering as One



HOME-SCHOOL LINKS

- **Communication**

- ☐ **Parents Gateway**

- ☐ **Monthly and Termly letters**

- ☐ **Introduction** – Letter from Form Teachers within the first week of school

- ☐ **Pupil's Diary**

- ☐ **Class Dojo**

- ☐ **Email: oepe@moe.edu.sg**

- ☐ **Phone - 6241 0417**

- ☐ **School Website - <https://operaestatepri.moe.edu.sg/>**

- ☐ **OEPS Facebook and Instagram**



Home-School Links

- ***Curriculum Briefing***
 - Term 1 Week 3
- ***Parent-Child-Teacher Conference (PCTC)***
 - Term 2 Week 10



Opera Estate Primary School

Official Facebook page



1. Scan the QR code / click on the link
2. Open your FB app on your phone > Search for “oepsofficial” to locate our page.

<https://www.facebook.com/oepsofficial/>



Opera Estate Primary School

Official Instagram page



@OEPS.OFFICIAL

1. Scan the QR code / click on the link
2. Open your IG app on your phone > Search for “oeps.official” to locate our page.

<https://instagram.com/oeps.official>



Parent Support Group



- **Opera Parents Club (OPC)**
 - School Events/Programmes
 - Morning Coffee Chat



TRANSITION TO PRIMARY 1

When your child enters primary school, their experience will include:



The Butterfly Story





Once, there was a man who found a cocoon of a butterfly.

He saw a small opening appear in the cocoon.

The man sat and watched the butterfly for several hours as it struggled its body through a tiny hole.

Then it stopped, as if it could not go any further.



So, with the best intentions, the man decided to help the butterfly.

He took a pair of scissors and cut off bits of the cocoon to create a bigger opening for the butterfly to come out of the cocoon easily.

With the bigger opening, the butterfly no longer struggled and emerged the cocoon easily.

But the butterfly that emerged, had a swollen body and small shrivelled wings.



<https://www.thoughtco.com/why-monarch-butterfly-have-crumpled-wings-1968187>

The man expected the butterfly to grow its wings and fly away.

This did not happen.

The butterfly spent the rest of its life, crawling around the ground with shrivelled wings, unable to fly.



<https://forum.inaturalist.org/t/help-lime-butterfly-wings-very-crumpled/13135>

Sometimes, we need to experience forms of stumbles or struggles in our life in order to learn what strength is.

While we have the best intentions to come up with solutions for our children and help them solve problems, they will not be capable of doing it themselves and hence they are disempowered and their abilities are limited.





Let your child learn and find strength
through obstacles.

With your guidance and support, they
will be able to blossom and be
empowered to become leaders in
their own rights.

Transition to Primary 1

When your child enters primary school, they will experience:



How can I prepare my child for Primary 1?



<https://go.gov.sg/transition-to-primary1>

How can I prepare my child for Primary 1?

In primary school, your child will be equipped with skills to:

- Adjust to a larger learning environment
- Interact with more peers and teachers
- Adapt to longer school hours
- Become more independent and responsible



Supporting My Child Through This Transition

Support your child and encourage them to overcome challenges with you

Affirm your child by recognising small successes and praising their efforts

Familiarise your child by easing them into new routines and sharing with them your experiences in primary school

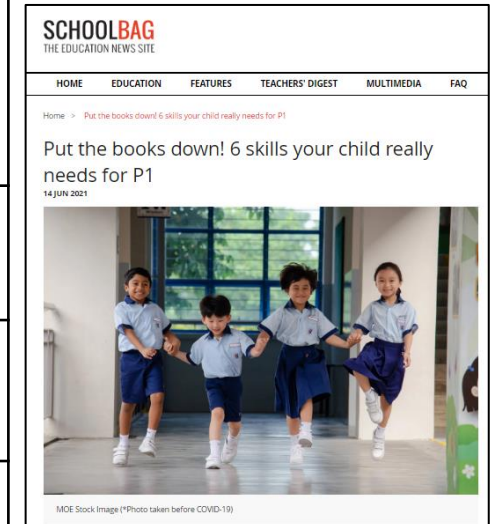
Empathise and acknowledge your child's feelings



What does my child need at Primary 1?

Every child develops at a different pace. We will continue nurturing the knowledge, skills and dispositions that your child has developed at preschool:

Values, Social-Emotional Competencies, Citizenship Dispositions	<ul style="list-style-type: none">• Understand and Care for Oneself• Show Care and Respect for Others• Make Responsible Decisions and Act on Them
Art	<ul style="list-style-type: none">• Enjoy Participating in Art• Express Ideas and Feelings through Art• Demonstrate Awareness of Art from Different Cultural Groups
English Language	<ul style="list-style-type: none">• Listen and Speak for Enjoyment and Information• Read with Enjoyment and Understanding• Communicate Ideas and Information through Writing or Using Symbols or Letter-Like Shapes
Mathematics	<ul style="list-style-type: none">• Basic Understanding of Numbers Up To 10• Recognise Simple Patterns• Compare Quantities Between Two Groups of Objects
Mother Tongue Languages	<ul style="list-style-type: none">• Enjoy and Show an Interest in Learning Mother Tongue Language.• Enjoy and Show an Interest in Listening and Speaking in Mother Tongue Language.• Demonstrate Awareness of Local Ethnic Culture
Music	<ul style="list-style-type: none">• Enjoy Participating in Music and Movement Activities• Express Ideas and Feelings through Music and Movement Activities• Demonstrate Awareness of Music and Movement from Different Cultural Groups
Physical Education	<ul style="list-style-type: none">• Enjoy Physical Activities• Display Coordination in Motor Tasks• Demonstrate Awareness of Healthy Habits and Safety

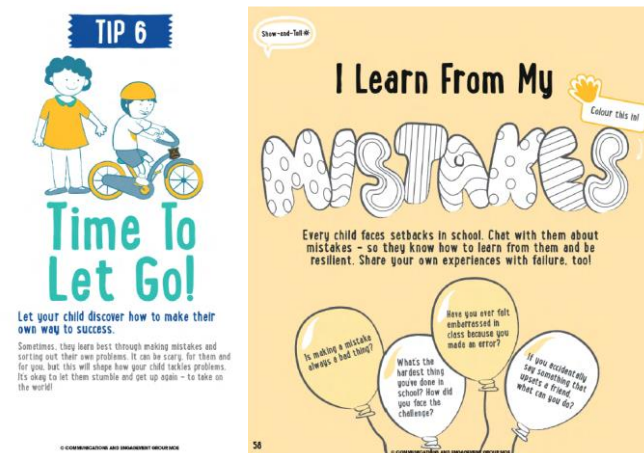


Preparing My Child for Primary 1

- Some skills that parents can support children in developing are:
 - Relating to others
 - Developing good habits
 - Nurturing positive learning attitudes
 - Creating a conducive learning environment at home



Online Parent-Child Activity Book




Refer to Tip 6 of Parent-Child Activity Book for an activity to encourage children to learn from their mistakes.

Relating to Others

Build your child's interpersonal skills by:

- **Modelling the use of friendly and polite phrases**
 - “Hello! My name is... what is your name?”
 - “May I please...”
- **Providing opportunities for your child to share and take turns during playtime with other children.**
- **Teaching them coping mechanisms (e.g. deep breaths, quiet corner, stop-think-do) to enable them to manage their emotions.**



Developing Good Habits

Routines help your child learn to manage themselves.

Guide your child to do the following independently:

- Dress themselves
- Buy food at the canteen
- Make healthy food choices
- Pack their bag
- Wash their hands



Nurturing Positive Learning Attitudes

Developing the right learning attitude in your child will help them transit smoothly into the learning routines in school.

You can encourage your child to:

- Ask questions about their experiences and the world around them.
- Express their thoughts and feelings and discuss what can be done if they have worries.
- Practise life skills independently like buying food and drinks on their own and asking for permission.



Creating a Conducive Learning Environment at Home

Set up a conducive home environment so that your child can learn both at home and in school:

- Have a dedicated area for learning, such as doing schoolwork or reading to put your child in the right frame of mind to learn.
- If you have more than one child, allocate areas for each child to learn independently or together.
- Role model positive learning behaviours.
- Establish a daily routine with your child, with time set aside for reading, schoolwork, rest, family time and play.

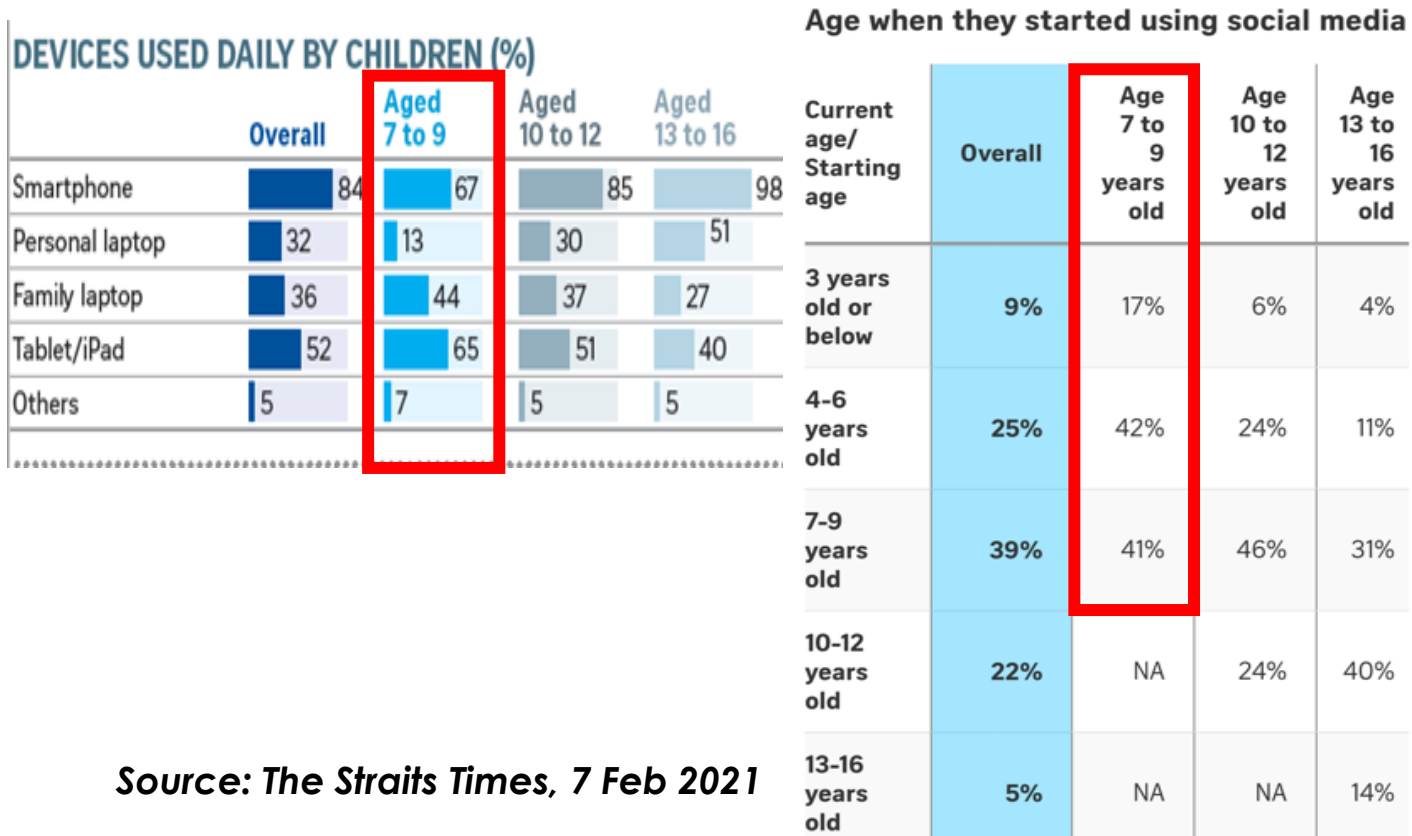


Partnering the School in Cultivating Positive Cyber Wellness Habits in our Children



Did you know?

67% of children aged seven to nine in Singapore use smartphones every day, and are active on social media



Source: The Straits Times, 7 Feb 2021

Parents may not be aware of the online risks

Parents might not be aware, but...

1 in 3 children has chatted with strangers online

1 in 3 children has been exposed to pornographic materials

1 in 4 children has overshared their personal information

Source: MLC-TOUCH Parent Child Poll Findings, 22 Aug 2023



What is Cyber Wellness?



- **Cyber Wellness is about our students being able to navigate the cyber space safely.**
- This is done through our curriculum which aims to equip students with the knowledge and skills to harness the power of Information and Communication Technology (ICT) for positive purposes, maintain a positive presence in cyberspace and be safe and responsible users of ICT.



What will our Pri 1 and 2 students learn about Cyber Wellness during CCE (FTGP) lessons?

During CCE(FTGP)* lessons, students will be taught:

1) **Basic online safety rules**

- Talking to only people you know

2) **Importance of a balanced lifestyle in exercise, sleep and screen time for health and well-being**

3) **Protecting Personal Information**

- Understand the risks of disclosing personal information

*Character and Citizenship Education(Form Teacher Guidance Period)



E.g. Lower Primary Lesson on Staying Safe in the Cyberworld



What will our Pri 1 and 2 students learn about Cyber Wellness during CCE (FTGP) lessons?

- **Cyber Contacts**

- Understand that the profiles of strangers that we see online may not be their real identities
- Recognise the dangers of chatting with strangers online
- Parents may also engage in “Family Time” activities in the CCE (FTGP) Journal with your children to emphasise the different cyber wellness messages at home.



E.g. Family Time in the lesson on Staying Safe in the Cyberworld



Additional resources for parents

Keep a lookout for the Parents' Toolbox which will be rolled out in phases from Q1 2024!

Some good tips in the Parents' Toolbox will include:

Building good digital habits from young, e.g.,

- Develop a timetable or screen use agreement to balance screen time and family bonding and;

- Use parental control settings to monitor and ensure children access to age-appropriate content;

Encouraging open communication at home, e.g.,

- Talk to our children about their online activities in everyday conversations.

- Create a safe environment for our children to express their thoughts and feelings.

Role-modelling positive digital habits for our children.



School-home Partnership

Our children do best when schools and parents work hand in hand to support them.



Link to resource:

<https://go.gov.sg/moe-school-home-partnership>



School-home Partnership

Communicating with your child's teacher

- Connect with teachers of the class through email or Class Dojo
- Have regular conversations with teachers in both academic and non-academic areas – this will help you better guide your child's development.
- Ask the teacher for the best way and time to contact them.



ClassDojo



We Are Here to Support You!



**Opera Estate
Primary School**



Link to website:

<https://operaestatepri.moe.edu.sg/>



<https://www.facebook.com/oepsofficial...>



@OEPS.OFFICIAL

We Are Here to Support You!



Parent Kit

www.moe.gov.sg/parentkit

Each Parent Kit issue contains bite-sized actionable tips with supporting resources for parents to help them support their child in their education journey.

Parent Kit



SCHOOLBAG
THE EDUCATION NEWS SITE

Schoolbag.sg

www.schoolbag.sg

Through articles and multimedia content, Schoolbag provide parents and general public with information and insights related to education, tips for parent involvement and features on school programmes.

We Are Here to Support You!



www.instagram.com/moesingapore



www.instagram.com/parentingwith.moesg



www.facebook.com/moesingapore




www.youtube.com/moespore

Parents Gateway



Steps:

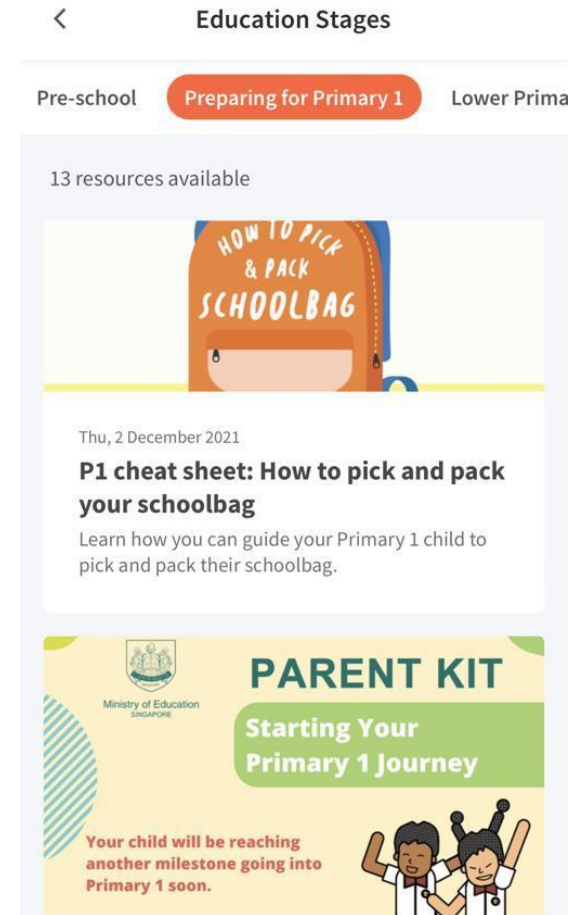

1. Register for Singpass and set up the 2FA. Parents Gateway uses Singpass to identify parents of students in MOE schools.
2. Open the Apple App Store or Google Play Store app on your mobile phone.
3. Search for 'Parents Gateway' mobile app.
4. Download and install the app onto your phone.
5. Enable 'Allow Notifications' to receive push notifications.
6. Stay logged in to receive notification of your child(ren)'s school announcements and consent forms.



Parents Gateway: A One-stop Portal of Resources

Parenting Resources repository

A repository for parents to browse resources on topics such as preparing for Primary 1, forging parent-child relationships and education pathways.



Find out more about
Parents Gateway
here.



Confident Learners, Caring Contributors

What's Available on the Repository?

Supporting your child through the Primary 1 journey



Fri, 23 September 2022

[Preparing for P1 - PDF] Supporting Your Child Through the Primary 1 Journey

Click to download or view this issue on preparing your child for P1.

Find out what your child really needs for Primary 1.

Teach Your Child Social Emotional Skills

BE READY FOR LEARNING

What your child may learn in school



What you can do at home



Mon, 18 October 2021

[PDF] Social skills to prepare your child for Primary 1

Click to download or view this resource to learn how you can help your child learn social skills.

Help develop your child's social and emotional skills by referring to this infographic



Mon, 23 August 2021

Are you over-preparing your child for P1?

Learn how overpreparing your child may hinder learning.

Are you over-preparing your child for primary school?



Wed, 15 December 2021

[NLB] LearnX Reading - Primary

Create fun experiences for your child to discover the joy of reading.

How to cultivate the love for reading? Check out resources from the National Library Board.



Confident Learners, Caring Contributors

Getting Ready for First Week of School



Curriculum Hours

Monday, Tuesday, Thursday & Friday	7.30 a.m. to 1.30 p.m.
Wednesday	7.30 a.m. to 12.30 p.m.

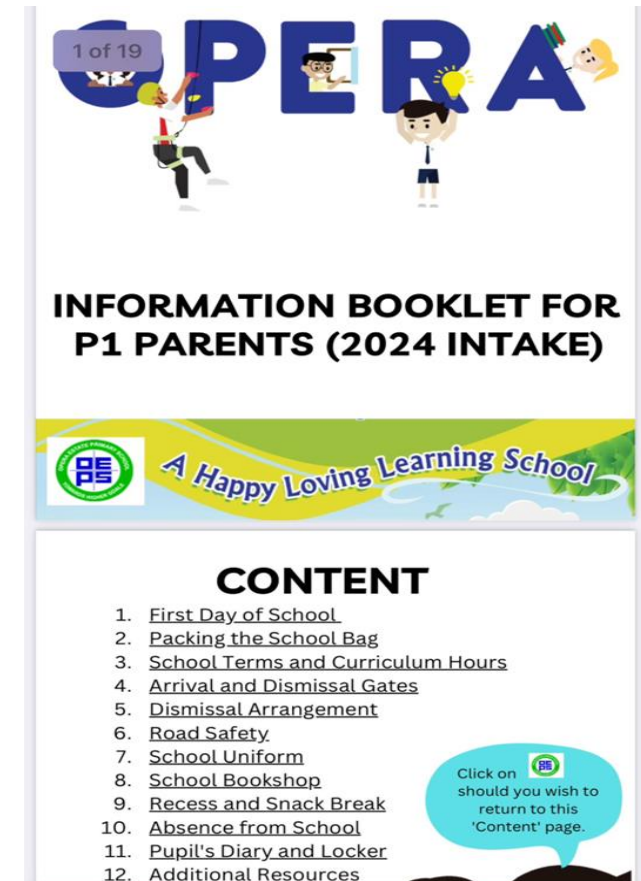


First Day of School

- First day of school is **2 Jan 2024**. Only Primary One pupils will be reporting to school. Reporting time is 7.30 a.m.
- Maximum of 2 parents/guardians may accompany child into the school on the first day.
- Parent engagement in the hall - Transition talk from 8 a.m. to 10.30 a.m.
- Opportunity to observe child during recess.
- School dismissal is at 1.30pm.



Information Booklet for Parents



Packing the School Bag



- Refer to page 4 & 5 for guidelines on items to bring for the first week of school.
- Things to bring to school daily:
 - ✓ OEPS Pupil's Diary 2024
 - ✓ stationeries & coloured pencils
 - ✓ homework file
 - ✓ a lightweight storybook
 - ✓ water bottle
 - ✓ packed food for recess or pocket money approx. \$3
 - ✓ healthy, light snacks for mid-day break

Label child's name and class on all items .



Recess & Snack Break

Day & Date	Recess Timing	Snack Break Timing
Tuesday, 2 Jan	1C, 1D & 1G: 8.30 a.m. to 9.15 a.m. 1H, 1I & 1J: 9.30 a.m. to 10.15 a.m.	12 p.m. to 12.30 p.m. (10 minutes daily)
Wednesday, 3 Jan onwards	All P1 Classes: 9.30 a.m. to 10 a.m.	





P1 & P4 Buddy Programme



Healthy Snack Break

- 10-minute snack break daily, between 12 p.m. to 12.30 p.m. (11 a.m. on Wednesdays)
- Pack healthy, light snacks.



School Gates

Gates will be opened between 6.45 a.m. to 7.30 a.m. and 1.30 p.m. to 2 p.m. (12.30 p.m. to 1.30 p.m. on Wednesdays)



Main/Bus Stop Gate
(along Fidelio Street)



Back/Canteen Gate
(along Swan Lake Avenue)

Drop-Off & Pick-Up Points



Main/Bus Stop Gate
(along Fidelio Street)




Back/Canteen Gate
(along Swan Lake Avenue)



Parking Along Residents' Houses

- Do not obstruct the residents' house entrances.
- Guide your child to cross at the traffic light/ zebra crossing.



Dismissal Arrangement

Dismissal Arrangement	Assembly Point & Procedure
Taking school bus	School Hall. Bus drivers will fetch pupils from the school hall.
Attending school-based Student Care Centre (SCC)	Classroom. SCC caregivers will fetch pupils from their respective P1 classrooms to the SCC.
Going home with older siblings studying in OEPS	In front of bookshop. Older siblings going home via either school gates can fetch P1 sibling from the sibling waiting area which will be in front of the bookshop.
*To be fetched by parents /guardians	Bus Stop Gate/Canteen Gate. Inform your child/ward the specific gate that he/she will be fetched. Teachers will accompany pupils to the Bus Stop/ Canteen Gate for dismissal.
Taking private school bus	Parade Platform. Bus drivers will fetch pupils from the parade platform.

Road Safety Reminders

(Students Walking/Cycling/Scooting to School)

Guide your child to:

- put on safety helmet while cycling /scooting
- cycle/scoot at a safe speed
- mount off the bicycle/scooter when crossing the road at the zebra crossing
- use the traffic light/zebra crossing when crossing
- lock the bicycle/scooter at all times when parking in the school premise





Our New School Uniform



Confident Learners, Caring Contributors

School Uniform

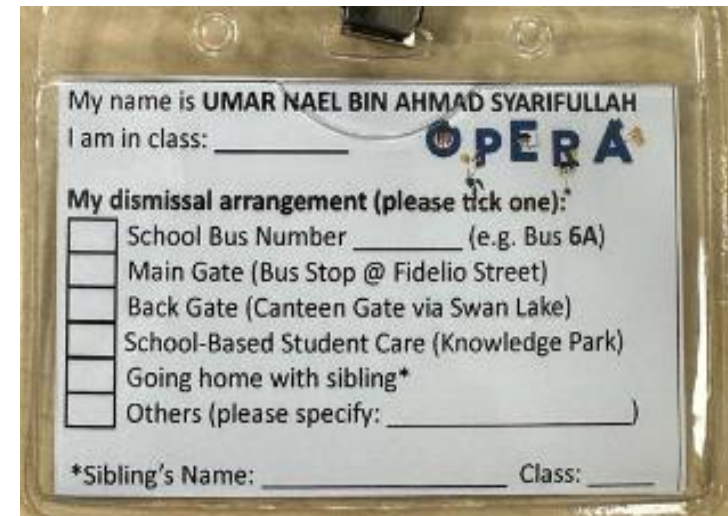
- Recommended sets of Polo Tee : 3 sets (can be worn everyday)
- Recommended sets of shorts/skorts: 2 sets
- Recommended sets of PE shorts: 2 sets (can be worn on PE/PAL days)

- Uniforms can be purchased online or in school today at level 1.
(Scan the QR code to purchase the uniform online)



Name Tag

- The iron-on name tag is to be placed above the school crest as shown below.
- Pupils to put on the lanyard with the plastic name tag for the first 2 weeks of school.
- To indicate the dismissal arrangement on the plastic name tag.



My name is **UMAR NAEL BIN AHMAD SYARIFULLAH**
I am in class: _____ **OPERA**

My dismissal arrangement (please tick one):


<input type="checkbox"/>	School Bus Number _____ (e.g. Bus 6A)
<input type="checkbox"/>	Main Gate (Bus Stop @ Fidelio Street)
<input type="checkbox"/>	Back Gate (Canteen Gate via Swan Lake)
<input type="checkbox"/>	School-Based Student Care (Knowledge Park)
<input type="checkbox"/>	Going home with sibling*
<input type="checkbox"/>	Others (please specify: _____)

*Sibling's Name: _____ Class: _____



Pupil's Diary

- Will be given to pupils on the first day of school
- Guide child to pack the diary in the school bag daily.
- Serves as a notebook to jot down homework as well as a form of communication between parents and teachers.
- Parents to complete page 1 – Personal Particulars
- Guide child on the school rules on page 10.



Opera Estate Primary School
Pupil's Diary 2024

Artwork by SONAL NAIDU, 6H (2023)

Name: _____
Class: _____

Personal Particulars

Name: _____ Class: _____
Form Teacher: _____ Form Teacher: _____
Address: _____
Home Telephone: _____
Mobile Number: _____ (Father) _____ (Mother)
Guardian Contact Number/Relationship to Pupil: _____
Going Home Arrangement: *School Bus/Main Gate/Back Gate/
School-based Student Care (SCC) /Others
(Please indicate: _____)
School Bus Number (if applicable): _____
*delete where applicable

Siblings in OEPS

Name: _____ Class: _____
Name: _____ Class: _____

In case of emergency, please contact:

Name: _____ Relationship: _____
Contact Number: _____

1

Pupil's Locker

- Every pupil will be issued a personal locker.
- The locker is meant for pupils to keep their Art bag with Art materials as well as their mini whiteboards.
- Pupils are strongly discouraged from keeping textbooks/workbooks in the locker.



Attendance

- Do ensure that your child reports school punctually before 7.30 a.m. Child will be marked as 'late' if they arrive after 7.30 a.m.
- Call the General Office or text your child's Form Teacher via Class Dojo should your child is unwell and will be absent from school.
- Submit medical certificate or letter of excuse to the Form Teacher when child returns to school.
- The school permits up to only **5 letter of absences** per semester.



School Textbooks

- Purchase can be done at the school bookshop, level 1
- Online purchase – Pin: **OE8011**



<https://thecontinental.sg/operaestate/select-items>



School Uniform

- InTrend Uniforms
- Purchase can be done at the Math Room, level 1 (adjacent to the General Office)
- Online purchase



<https://www.intrenduniforms.com/opera-estate-primary-school>



School Transport Service

- Uncle Lin Transport & Mesa Travel (S) Pte Ltd
- Booth located at level 1
- Online registration



https://docs.google.com/forms/d/e/1FAIpQLSfg2OU7PQdCLStptOf_2NSmLznRgWJ0djNoUP_RfVXqLHkx3g/viewform



Outreach Booths



National Library Board
Statutory board



Uniquely



THANK YOU!
We value your
feedback.



*We Learn,
We Grow,
We Achieve*



Confident Learners, Caring Contributors