



Princess Elizabeth Primary School
Primary 1
Parent Engagement Session
19 Jan 2024



Welcome!

Thank you for taking
the time to attend
this Parent
Engagement session



2


Home-School Collaboration

The supportive parent working with the school

Providing support to your child at home

On a daily basis:

- Express care and concern
- Reduce anxiety and stress by providing the child sufficient time for rest and play
- Provide timely and specific praises
- Engage in positive conversations with your child, focus on **what went well.**



Providing support to your child at home

Encourage your child to be responsible and independent:

(1) Set Routines & timetable

- Set routines together with your child
- Establish a timetable to follow at home.
- Enforce it consistently



(2) Monitor your child's homework

- Teach your child to check his/her Student's Handbook
- Instil a **daily routine** of self- revision at home
- Take note of messages from teacher (PG/ClassDojo)

Daily Home Routine



Princess Elizabeth
Primary School

ASPIRE

Ambition
Self-discipline
Perseverance
Integrity
Respect
Empathy

No.	Getting Ready for School 😊
1	Snack box - put in kitchen counter
2	Uniform top - put in pail Uniform bottom - put in laundry basket
3	Mask box (2 tissue)
4	Pocket money (\$3 - \$2 note, \$1 coin)
5	Check HW file for work, forms
6	Pack school bag - check timetable
7	Pack big hearts t-shirt
8	Put mask on top of bag and socks beside bag



Shared with permission from parent of Velan and Krishna (Students of PEPS)

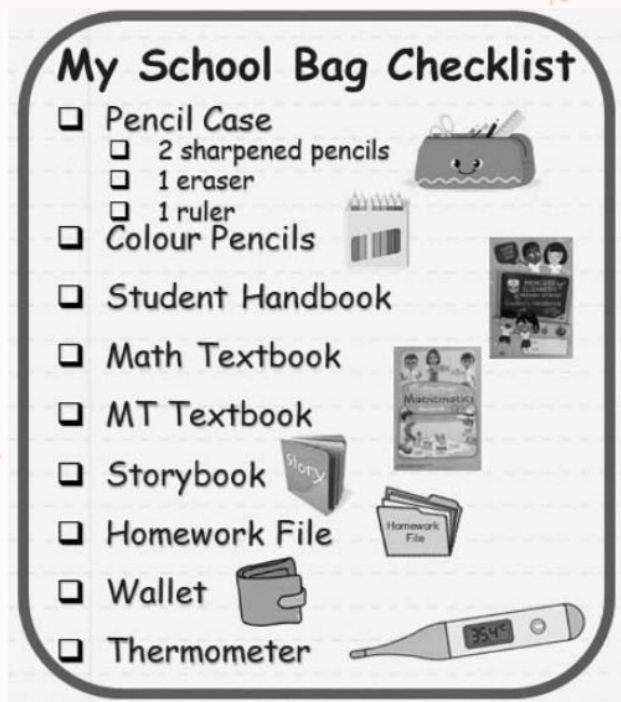
Providing support to your child at home

Help your child learn to ...

1. Pack his/her bag daily according to his/her timetable
2. Sharpen the pencils and colour pencils at home.
3. Check his/her student's handbook & sign beside the date daily to ensure all homework is complete.



Providing support to your child at home



PACKING MY SCHOOL BAG

Steps to pack my school bag

1

Look at your timetable for tomorrow's lesson and pack what you need to bring.



2

Check "My School Bag Checklist"

3

Pack them into your bag



Provided in Parent-Child Booklet

Parents as Partners

- It is important for the students to know that the teachers and parents are in the same team.
- A positive relationship between parents and teachers will result in a happier school experience for the child.
- Listen to your child. If you have concerns, avoid reacting. Respond **calmly** and say, “Let me clarify with your teacher”.



Homework Policy

Level	Total Estimated Time Spent on School Work Daily
P1& P2	30 minutes to 1 hour

Teachers monitor the total amount of homework given to your child by using the Homework Board in Classroom



Good habits to adopt - Homework

- Check Student's Handbook for homework everyday
- Maintain a homework folder. Check it regularly and clear out unwanted paper
- Return the homework into the school bag immediately upon completion.

Good habits to adopt

GOOD HABITS

These are some good habits I must have

- check and pack my bag everyday
- complete my homework on time
- sharpen and bring my pencils and colour pencils
- check that I have food/money for recess and snack break for the next school day
- memorize my parent's contact number
- write down any passwords for online portals in my student handbook
- write down my homework in my student handbook and check it before I sleep every day

Provided in Parent-Child Booklet

A colorful illustration of a family reading time. A mother and father sit on a red sofa. The mother holds a young girl who is reading a book titled "If Turtles Can't". The father reads a newspaper. A young boy sits on the floor, reading a book next to a small white cat. A stack of books is also on the floor. A lamp is on the left, and a shelf with books is on the wall. The signature "Dina P.T." is in the bottom right corner.

[illegible]

<https://www.straitstimes.com/opinion/parents-want-well-read-kids-but-are-they-themselves-reading>

Have enough sleep

- Recommended total number of hours of sleep*

*National Library of Medicine, Biotech Information pubmed.ncbi.nlm.nih.gov

	Age Range	Recommended Hours of Sleep
Newborn	0-3 months old	14-17 hours
Infant	4-11 months old	12-15 hours
Toddler	1-2 years old	11-14 hours
Preschool	3-5 years old	10-13 hours
School-age	6-13 years old	9-11 hours

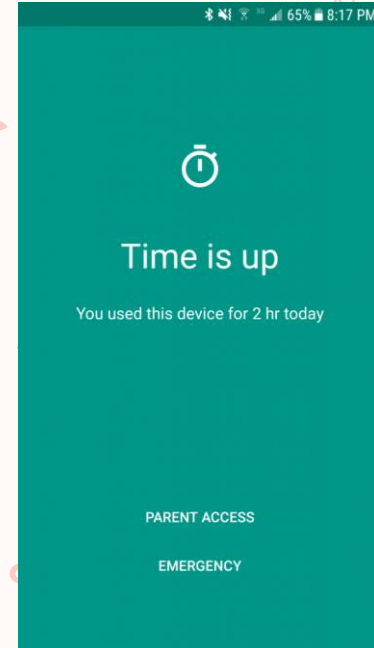
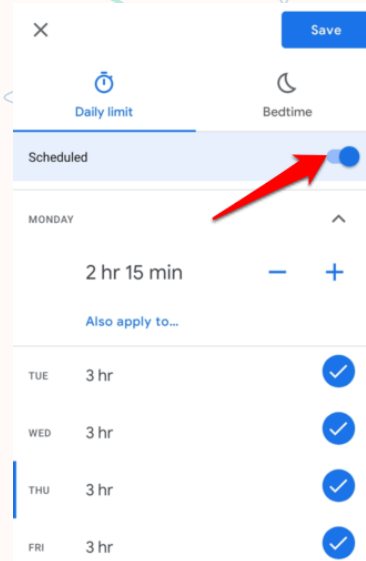
- P1 & P2 students should be in bed by 9pm latest
- Important to enforce a fixed bedtime

Screen Time

- Screen time should not be a routine part of student's afterschool time
- Access to devices must be supervised
No access to social media (Instagram/Tik Tok)
- Limit the exposure duration to devices & avoid screen time 1 hour before bedtime.

Screen Time

- **Family Link App** – helps manage screen time usage & access to apps/sites



Cyber Wellness Resources

- To guide your children safely through the digital world, help them develop responsible online behavior and protecting them from potential risks.

<https://linktr.ee/parentsgateway>



SCAN ME

Communication

1) Parents Gateway

2) Class Dojo (*if applicable)

One way of communication between teachers, parents and students to provide feedback on students' holistic development

3) Email

Provided in Touch Base letter sent on first day of school

4) Through Student's Handbook




Parent Gateway



- ▶ Give consent for your child to attend school activities
- ▶ Stay updated on school's programmes and activities
- ▶ Take note of date, time and venue of an activity and share with your child

Practising PBIS at home



PBIS posters used in school.
When home & school use the same language, it reiterates students' learning

Practising PBIS at home

Appropriate Voice Level	
4	When we are in danger 
3	When we want everyone to hear us 
2	When we want the people at our table to hear us 
1	When we want the person next to us to hear us 
0	When we should be quiet 



PBIS posters used in school.

When home & school use the same language, it reiterates students' learning

Practising Mindful walking at home

W

alk begins when we are **READY!**

A

llow for some space in between
you and your peer in front of and beside you while walking


L

eft, left, keep to the left
when walking and **follow the arrows on the floor** unless something / someone is in your way

K

eeep your focus on walking

feel your foot stretch as it touches the floor/ notice how many steps you took



Embrace Positive Education at home

You can practise these PBIS routines with your child at home too!

Use the same terminologies, your child will understand the expectations

A teal-colored five-pointed star with a dark blue number '3' centered inside it. The background is a solid orange color with a pattern of small, scattered white and teal geometric shapes, including stars, hearts, triangles, and squiggly lines.

3

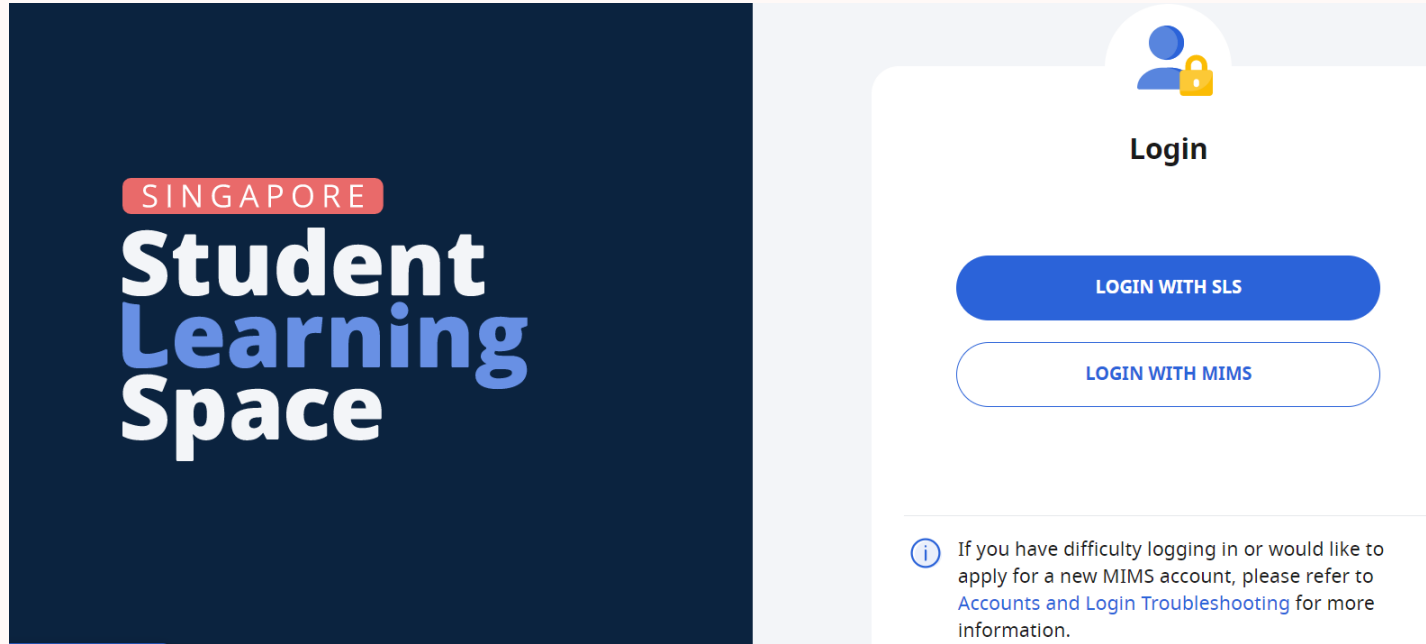
Other school matters

Student Matters, SLS, Snack Break, Attendance, etc

Student Matters

- ▶ Mask wearing only if student is unwell
- ▶ Practise penmanship at home
- ▶ Practise tucking in shirt and buckling pants
- ▶ → Teachers to add on other matters you want to address

STUDENT LEARNING SPACE (SLS)



Password has been sent on 4 Jan

Write password on student handbook if you change password & familiarize your child on logging in

Punctuality

- ▶ Be in school before 7.30am, it helps the child to settle in and start the day right.
- ▶ **If your child enters the classroom after flag raising, your child's will be marked 'Late'**
- ▶ School takes punctuality seriously; action will be taken against repeated later comings

Attendance

▶ Absent

- ▶ A Medical Certificate (MC) or parent's letter with valid reason has to be submitted for child's absence
- ▶ Invalid absence will be recorded as **Non-Valid Reason (NVR)**

Help develop good habits in your child

Be in school early and do not miss school unnecessarily.

Routines are very important for young students.

Birthday Celebrations

- ▶ No birthday celebrations in school
- ▶ Distribution of goodie bags is strongly discouraged.
Teacher will not facilitate the distribution of goodie bags.



Student Recognition

- ▶ Award for students demonstrating ASPIRE core values in all school settings across all lessons consistently.

**ASPIRE
& Star
Student**

Termly

For students who have displayed the core values

**EMA/EMB
(P1 & P2)**

Annual

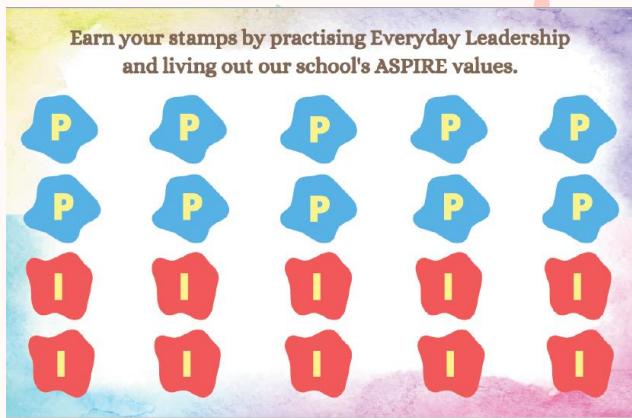
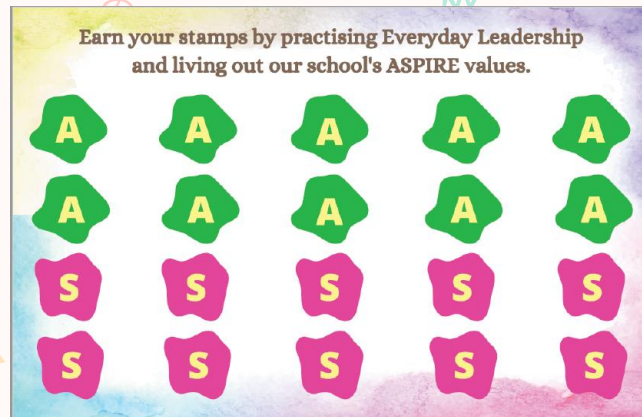
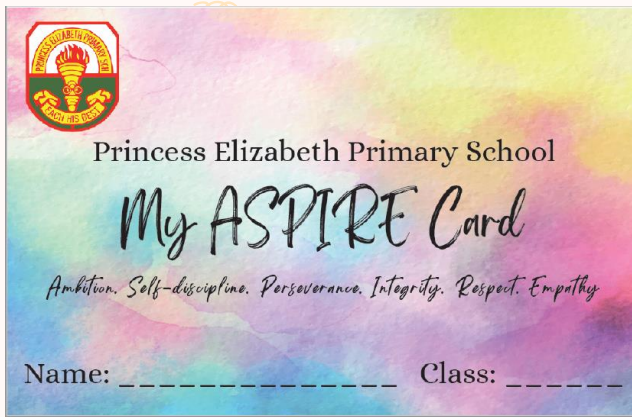
Edusave Merit Award
Edusave Merit Bursary

**GPA
(P2)**

Annual

Good Progress award

Each student will receive a My ASPIRE Card.




Snack Break

12pm

Snack Break will take place while lesson is on going

- Food should be easy to eat
- Avoid messy food like noodles & rice
- Advocate healthy eating habits
- Children need to have something light during recess

Fruits & Nuts



Sandwich



Wholemeal biscuits

▶ Dismissal @ Gate 4

- ▶ Inform teachers early if you have planned for an alternative dismissal arrangement





4

2024 Curriculum Highlights

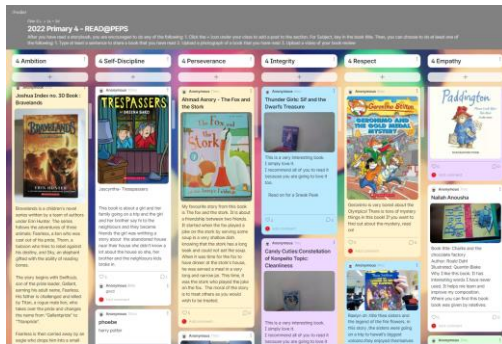

Something to look forward to



English @ PEPS

Super Readers Programme

- To widen students' reading repertoire through extensive reading



Princess Elizabeth Primary School



English Department
Super Readers Programme

P1 & P2
2024

Name : _____
Class : _____

Princess Elizabeth Primary School



English Department
Super Readers Programme

P3 & P4
2024

Name : _____
Class : _____

Princess Elizabeth Primary School



English Department
Super Readers Programme

P5 & P6
2024

Name : _____
Class : _____



Language Fortnight cum Characters Alive Day

- To provide opportunities for students to learn the English Language through fun and engaging activities



P1 / P 2 Speech & Drama

- To build confidence in communication, expressive reading aloud and performance before a large group audience through structured activities





Princess Elizabeth Primary School
English Language
Term 1 Writer's Craft
Primary 2



Name: _____

Class: _____



Princess Elizabeth Primary School
English Language
Term 1 Writer's Craft
Primary 2



Name: _____

Class: _____



Princess Elizabeth Primary School
English Language
Term 1 Writer's Craft
Primary 2



Name: _____

Class: _____



Princess Elizabeth Primary School
English Language
Term 1 Writer's Craft
Primary 2



Name: _____

Class: _____



Princess Elizabeth Primary School
English Language
Term 1 Writer's Craft
Primary 2



Name: _____

Class: _____



Princess Elizabeth Primary School
English Language
Term 1 Writer's Craft
Primary 2



Name: _____

Class: _____



Princess Elizabeth Primary School
English Language
Term 1 Writer's Craft
Primary 2



Name: _____

Class: _____

P2 – P6 Writer's Craft

→ To develop interesting plots using literary effects that will hook the readers

P2 – P6 Oral Package

→ To promote the use of Standard English, and hone students' skills in reading aloud and stimulus-based conversation

Princess Elizabeth Primary School
Primary 2 English
Term 1

Oral Package

READING ALOUD

TALK@PES

View and respond to multimedia to gain world view

- Circle of Viewpoints
- CCE

STIMULUS-BASED CONVERSATION

PFE

- Pronunciation
- Fluency
- Expressiveness

CORE

- Clarity
- Opinion/s
- Reason/s
- Elaboration/s or Example/s

Name : _____

Class : _____

Princess Elizabeth Primary School
Primary 3 English
Term 1

Oral Package

READING ALOUD

TALK@PES

View and respond to multimedia to gain world view

- Circle of Viewpoints
- CCE

STIMULUS-BASED CONVERSATION

PFE

- Pronunciation
- Fluency
- Expressiveness

CORES

- Clarity
- Opinion/s
- Reason/s
- Elaboration/s or Example/s
- Summing up

Name : _____

Class : _____

Princess Elizabeth Primary School
Primary 4 English
Term 1

Oral Package

READING ALOUD

TALK@PES

View and respond to multimedia to gain world view

- Circle of Viewpoints
- CCE

STIMULUS-BASED CONVERSATION

PFE

- Pronunciation
- Fluency
- Expressiveness

CORES

- Clarity
- Opinion/s
- Reason/s
- Elaboration/s or Example/s
- Summing up

Name : _____

Class : _____

Princess Elizabeth Primary School
Primary 5 English
Term 1

Oral Package

READING ALOUD

TALK@PES

View and respond to multimedia to gain world view

- Circle of Viewpoints
- CCE

STIMULUS-BASED CONVERSATION

PFE

- Pronunciation
- Fluency
- Expressiveness

CORES

- Clarity
- Opinion/s
- Reason/s
- Elaboration/s or Example/s
- Summing up

Name : _____

Class : _____

Princess Elizabeth Primary School
Primary 5 Foundation English
Term 1

Oral Package

READING ALOUD

TALK@PES

View and respond to multimedia to gain world view

- Circle of Viewpoints
- CCE

STIMULUS-BASED CONVERSATION

PFE

- Pronunciation
- Fluency
- Expressiveness

CORES

- Clarity
- Opinion/s
- Reason/s
- Elaboration/s or Example/s
- Summing up

Name : _____

Class : _____

Princess Elizabeth Primary School
Primary 6 English
Term 1

Oral Package

READING ALOUD

TALK@PES

View and respond to multimedia to gain world view

- Circle of Viewpoints
- CCE

STIMULUS-BASED CONVERSATION

PFE

- Pronunciation
- Fluency
- Expressiveness

CORES

- Clarity
- Opinion/s
- Reason/s
- Elaboration/s or Example/s
- Summing up

Name : _____

Class : _____

Princess Elizabeth Primary School
Primary 6 Foundation English
Term 1

Oral Package

READING ALOUD

TALK@PES

View and respond to multimedia to gain world view

- Circle of Viewpoints
- CCE

STIMULUS-BASED CONVERSATION

PFE

- Pronunciation
- Fluency
- Expressiveness

CORES

- Clarity
- Opinion/s
- Reason/s
- Elaboration/s or Example/s
- Summing up

Name : _____

Class : _____



Mathematics @ PEPS

Mathematics @ PEPS

P1 Numeracy Programme

Instil the joy of learning Mathematics and level up fundamental numeracy skills.



P1 Shopping Experience

An authentic learning experience where students 'buy' items within a budget and receive 'change'. It develops an awareness towards the use of money in the real world.



Mathematics @ PEPS

With problem solving as the core of Singapore Mathematics Curriculum, students can develop in their skills in solving mathematical problems through a range of situations which includes non-routine, open-ended and real-world problems.



Equipping our students with rigorous learning experiences



Design a hat and sing a number song



Mathematics @ PEPS

STEM FEST: Provide opportunities for students to recognise the importance of Science, Technology, Engineering and Mathematics and appreciate its use in addressing real-world problems.



Inspiring students through hands-on activities and an exciting line up of events



An environment for students to be curious about solving future problems



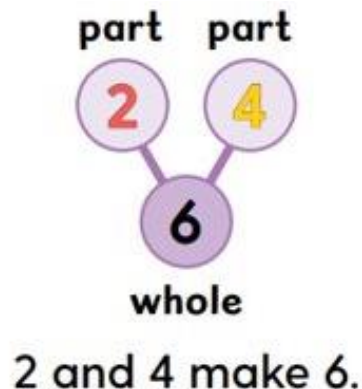
School-Home Partnership

Our students do best when schools and parents work hand in hand to support them

Do support the learning of your child in Math by

Monitor your child's work

- Have a daily routine of math exercises daily
- Ensure timely completing and submission of homework
- Encourage them to check their work for accuracy and not speed.
- Ensure that they have shown you their work and filed it properly to facilitate revision.
- Develop factual Fluency of Basic Math Fact e.g Number Bonds

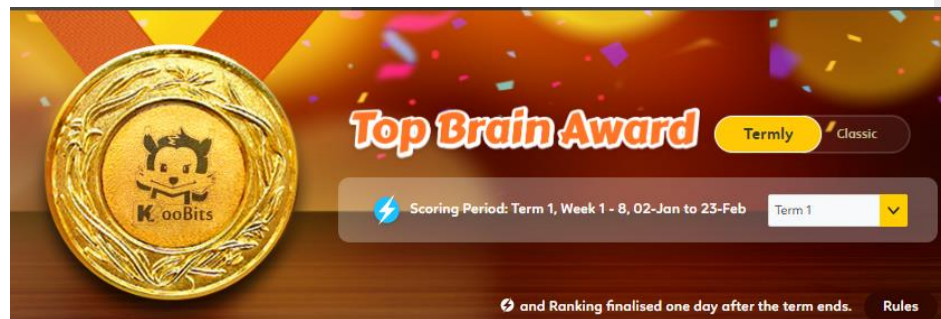
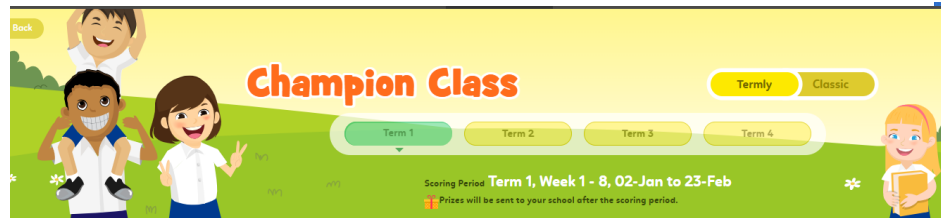


School-Home Partnership

Our students do best when schools and parents work hand in hand to support them

Koobits

- Interactive, fun and engaging way in getting students to master Mathematics
- Promotes self-directed learning



School-Home Partnership

As a pillar of strength and support for your child ...

- Affirm and praise the effort he/she has put in the subject
- Provide joy of learning via physical or digital math games logic puzzles and math magazines
- Discuss the use of Math in daily life such as shopping experience, telling time etc
- Guide them to manage their stress by looking out for any change in behaviour or temperament.





MTL @ PEPS

Modeled Sustained Silent Reading 身教式持续安静阅读

15 minutes read

One period per week
(15 minutes read, 15 minutes share.)



- Students are allowed to take charge of their own reading.
- They are free to choose books that interest them, instead of being assigned specific books to read.
- The classroom is quiet for 15 minutes. The teacher is sitting at his/her desk reading a book of his/her choice. Each student in the class is sitting at his/her desk, silently reading a book of choice.
- Students form their reading habit by regular immersion in a conducive environment for individual silent reading during curriculum time.

Language Fortnight


Joy of Learning,
Language comes Alive!

Jawi



Portrayal -
Avvaiyaar, the Tamil Poet
Recitation of Tamil poems


My name is Devadhaardhni from 4S. I am portraying the character of Avvaiyaar the Tamil poet. The story is about how a young boy tricked her. Avvaiyaar had a momentary pride and thought that the boy was illiterate and she was knowledgeable. This incident made her realise that nobody should be neglected.



Watch a Movie - Portray the Characters - Freeze Frame!



Guess
the
Occupation



MTL BINGO Challenge










Developing Everyday Leader in Learning of Mother Tongue Languages

- Self-discipline Learner
- Complete Daily Tasks assigned
- Learn something new everyday
- Active Learner, Proficient User







Cabaran Bahasa Melayu
Nilai Penggal 1 - 2022

Cita-cita: Saya menetapkan matlamat untuk tahun baharu.


Empati: Saya boleh mengambil inisiatif untuk mengambil berat dan membantu rakan sekelas saya.

Nama: _____		Kelas: _____	
 Saya dapat menghafal perkabasa dan maknanya dengan tepat sekiranya mungkin.	 Saya dapat belajar perkabasa bahasa pada penggal ini dan boleh jadi pendakwah atau dengan rakan saya. (Tunjukkan Buku Bank Kekata kepada rakan.)	 Saya sedang mengambatkan kerja, sekolah, tempat pada masa saya.	Tandatangan guru: _____ Tandatangan rakan: _____ Tandatangan ketua kumpulan: _____
 Saya mengingatkan rakan saya dengan sopan agar bertutur dalam bahasa Melayu.	 Saya menonton rancangan atau program berbahasa Melayu. Nama rancangan/program: _____	 Saya membaca bahan bacaan berbahasa Melayu pada penggal ini. (Tunjukkan Buku Rakod Bacaan kepada Guru.)	Tandatangan rakan: _____ Tandatangan ibu bapa/waris: _____ Tandatangan guru: _____
 Saya berkeinginan mendapat jawapan di dalam kelas bahasa Melayu.	 Saya bertutur dalam bahasa Melayu dengan ahli keluarga saya. Ahli keluarga saya itu ialah _____	 Saya menetapkan matlamat untuk subjek bahasa Melayu bagi penggal ini. Matlamat saya ialah _____	Tandatangan rakan: _____ Tandatangan ahli keluarga: _____ Tandatangan guru: _____

班级: 5C14 日期: 一月十九日
 华文课堂挑战 一月任务 (新春特别版)
 心价值观
 我对华人新年的传统有了更深入的认识。
 我关心身边的人, 并与他们分享快乐。

 给朋友送福 朋友签名: Vernon Tan 陈姓 日期: 19 January 2022	 唱一首新年歌给家人听 家人签名: 叶蔚南 日期: 19 January 2022	 把“招财进宝” (招财进宝) 写成一个字 写下两个和“虎”有关的成语 成语 1: 狼吞虎咽 成语 2: 虎头蛇尾
 观看与华人新年有关的视频, 并与朋友分享内容 朋友签名: 吴佳恩 日期: 19 January 2022	 写下一副春联内容 财源广进 万事如意	 写下/画出你品尝的 新年期间会捞鱼生, 写下其中一道食材, 以及放那道食材时会说的吉祥话 食材: 鱼生 吉祥话: 大吉大利

我连了 8/11 条线。

 我在完成挑战时遇到困难, 但我没有放弃。	 我在完成挑战时遇到困难, 但我没有放弃。	 我在完成挑战时遇到困难, 但我没有放弃。
 我在完成挑战时遇到困难, 但我没有放弃。	 我在完成挑战时遇到困难, 但我没有放弃。	 我在完成挑战时遇到困难, 但我没有放弃。
 我在完成挑战时遇到困难, 但我没有放弃。	 我在完成挑战时遇到困难, 但我没有放弃。	 我在完成挑战时遇到困难, 但我没有放弃。
 我在完成挑战时遇到困难, 但我没有放弃。	 我在完成挑战时遇到困难, 但我没有放弃。	 我在完成挑战时遇到困难, 但我没有放弃。

Key Features of the 2024 New Primary MTL Curriculum

Key Feature #1

Greater emphasis on 21st century competencies



Cross-Cultural Literacy

- Learning about the making of lumpia (Philippines' version of popiah)

Textbook



Big Book

Civic and Cross-Cultural Literacy

- Comparing spinning tops in Singapore and other countries (Malaysia, China and India)



Key Feature #3

Authentic contexts and materials

- Settings and contexts that students can relate to and to encourage them to use what they have learnt in their daily lives.



Textbook

- Students to describe and share their daily routines and good habits with their friends.



Key Feature #2

Support students through visual, auditory and kinesthetic learning methods



TL Digital Resource: Reading Pen

- Reinforce learning of TL letters
- Learn correct pronunciation of letters
- Promote self-directed learning
- Create more joyful learning experiences



Printed Resource: Spot the Difference Game

- To learn by playing
- To improve word recognition by associating with pictures/visuals

Key Feature #4

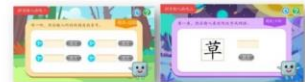
Use of technology to sustain interest and encourage self-directed learning



CL Digital Resource: Hanyu Pinyin Animation



TL Digital Resource: Tongue Placement Videos



CL Digital Resource: Hanyu Pinyin Games



TL Digital Resource: AR Experience

ML Digital Resource: Bridging Videos



Resources for Primary One



Printed Resources

Textbooks,
Activity Books,
Writing
Exercise Books,
Big Books,
Small Readers



ICT Resources

Animations, Videos,
Audios, Songs and
Rhymes,
Animated Reading
Texts, Interactive
Games, etc



Toolkit

Picture cards, Board
Games, Letter/Word
Cards, Character
Cards, Grammar
Cards, Letter
Manipulatives,
Reading Pen, etc

9

Examples of Learning Resources (Chinese)



10

Examples of Learning Resources (Malay)



11

Examples of Learning Resources (Tamil)



12

Supporting your child in MTL Learning

- Tips for Parents *(video launching in Jan 2024)*



- Parents will receive more information on the new curriculum via MOE website and other platforms (e.g. schoolbag, Parent Gateway, schools' parent engagement sessions)

SCHOOLBAG
THE EDUCATION NEWS SITE

Supporting Your Child Through the Primary 1 Journey



Parenting
Resources

pg
Parents
Gateway



Supporting your child in MTL Learning



Cultivate the love of reading MTL books, e.g. visit the library or borrow e-books



Encourage them to take small steps in learning MTL, e.g. read signs, listen to music



Do fun activities in MTL together, e.g. watch a film or performance



Provide a conducive environment for learning MTL, e.g. access to MTL music and books

School Meals Programme **(for FAS students)**

- Students are given:
\$7 per day for meals in school canteen during school term
- Meals provided comply with the Healthy Meals in Schools Programme guidelines
- Parents of FAS students are advised not to provide additional pocket money.



Thank you, our continued partnership will ensure that our students continue to learn, progress and reach their potential holistically!