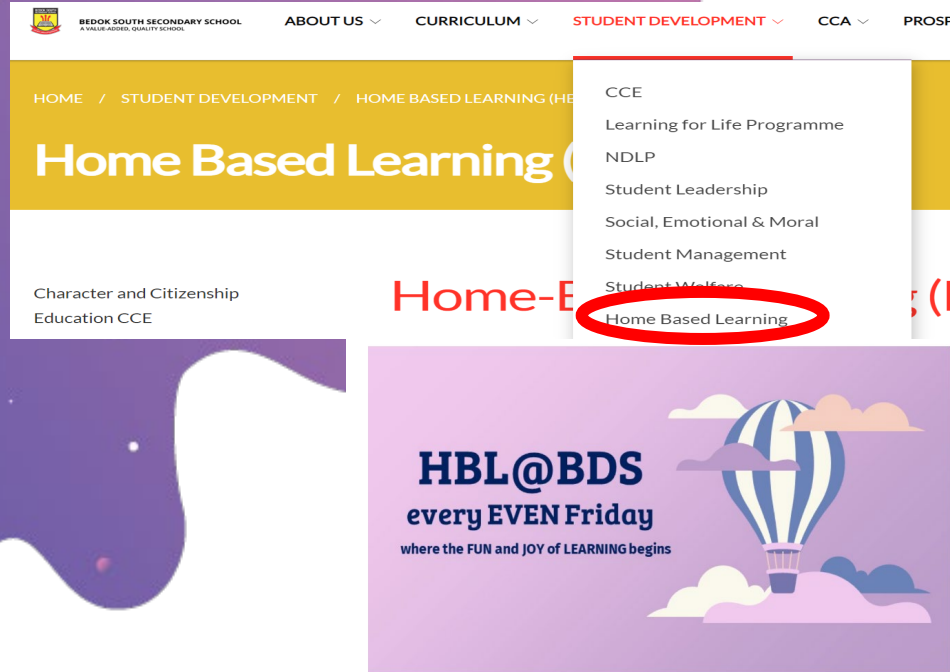


HBL@BDS

where the FUN and JOY of LEARNING begins



One-Stop info on HBL and SIL on the school website



1. Information on HBL schedule and SIL instructions hosted on school website.

2. Briefing will be given to the students in Week 1 and the slides posted on this page.

3. Sem 1 HBL schedule 2024 will be up by 30 Dec 2023.

[Home Based Learning \(HBL\) \(moe.edu.sg\)](https://www.bedoksouthsec.moe.edu.sg/home-based-learning-hbl/)

<https://www.bedoksouthsec.moe.edu.sg/student-development/home-based-learning-hbl/>



BEDOK SOUTH SECONDARY SCHOOL
A VALUE-ADDED, QUALITY SCHOOL

Useful Links

Search...

ABOUT US • CURRICULUM • STUDENT DEVELOPMENT • CCA • NDLP • PARTNERSHIPS • INFORMATION FOR SEC1 (2022) • HOME-BASED LEARNING (HBL)

Student Learning Space

SLS Support For Home-Based Learning

HOME-BASED LEARNING (HBL)

Home > Home-Based Learning (HBL) > Student Learning Space

Student Learning Space

SLS Website: <https://learning.moe.edu.sg>

As part of its commitment to nurturing future-ready learners, the Ministry of Education had announced that all students in Singapore schools will be supported in their learning by the Singapore Student Learning Space (SLS), an online learning platform that contains curriculum-aligned resources and learning tools. With the SLS, students will be able to learn better through the use of technology.

Students will be able to learn anytime, anywhere, and at their own pace, whether independently or with their peers. Teachers will also be able to use the SLS to complement their classroom teaching, further enriching students' learning experience. We believe such a learning experience is essential to help students to become an active and confident user of technology.

The Singapore Student Learning Space (SLS) is accessible through the Internet browsers on either Windows PC, Mac, iPad or Android tablets (with screen size larger than 7 inches for good user experience). However, the system is currently not optimised for use on these devices.

Frequently Asked Questions

Q1: I have forgotten my password. What should I do?

3 Ways to reset password.

a) Reset via email. Please remember the email address used during your first setup.


If you cannot see the email in your inbox, it may be in the spam or junk email folder.

b) Reset via answering security questions

Info on SLS

Try to log in and ensure that you can log-in successfully.

The screenshot shows the login page of the Singapore Student Learning Space. The page has a dark blue header with the text "SINGAPORE Student Learning Space". On the right side, there is a white login box with the title "Login" and a user icon. Inside the box, there are fields for "Username" and "Password", each with a "Forgot Password" link below it. A blue "LOGIN" button is at the bottom of the box. Below the login box, there is a note with a question mark icon: "If you have difficulty resetting your password, refer to Login Troubleshooting Tips for ways to get help." At the bottom left of the page, there is a blue button that says "Help us Improve".



What's Student-Initiated Learning (SIL)?


SIL is:

an opportunity for you to learn to be an independent, passionate and lifelong learner

a dedicated time during HBL for you to explore personal interests, both within and outside of curriculum

Student- Initiated Learning (SIL)

- SIL is time set aside for students to pursue their own interests and learn outside the curriculum.
- SIL meant to encourage students to be more curious and self-directed in their learning



SEC 3, 4 &
5

Terms	SIL Programme
Term 1	<ul style="list-style-type: none">• Students get to choose subject-based SILs on each HBL day• Class based Show&Tell in Wk 7 of each term
Term 2	<ul style="list-style-type: none">• Complete 1 interest-based SIL (e.g culinary, sports, music, photography, coding, etc)• Joyful Journaling (portfolio creation) of SIL <p>*students will be briefed in Term 1 on creation of portfolio documentation</p>
Term 3	<ul style="list-style-type: none">• Complete 2nd interest-based SIL• Joyful Journaling (portfolio creation) of SIL

Accessing SILs

The screenshot displays the Microsoft Student Learning Space interface. On the left is a navigation menu with the following items: Home, Announcements, Assignments, Resources, Class Groups, and Administration. The 'Class Groups' item is circled in red, and a large blue number '1' is placed next to it. The main area of the screen shows a grid of class group cards. Each card has a title, a subtitle, and an 'OPEN' button. The cards are arranged in a 4x2 grid. The first row contains '1HI3 History' and '3EH1 Humanities (SS, History)'. The second row contains '3ES2 Humanities (SS, History)' and '3ES7 Humanities (SS,...)'. The third row contains 'SIL- 4A 2023' and 'SIL- 4B 2023'. The fourth row contains 'SIL- 4D 2023' and 'SIL- 4E 2023'. The 'SIL- 4A 2023' card is circled in red, and a large blue number '2' is placed next to it. To the right of the grid, there are two red numbers: '1' and '2'.

Microsoft Student Learning Space

Home

Announcements

Assignments

Resources

Class Groups

Administration

1HI3 History
History - G3HIST
OPEN

3EH1 Humanities (SS, History)
Humanities (SS, History) - G3SS&HIST
OPEN

3ES2 Humanities (SS, History)
Humanities (SS, History) - G3SS&HIST
OPEN

3ES7 Humanities (SS,...)
Humanities (SS, Geography) - G3SS&GEOG
OPEN

SIL- 4A 2023
OPEN

SIL- 4B 2023
OPEN





















SIL- 4D 2023
OPEN


SIL- 4E 2023
OPEN

















































1

2

S3 SIL Playlist

<input type="checkbox"/>	Title ▾	Type ▾	Last Modified ▾	
<input type="checkbox"/>	 [ART] Art Meets Technology: Painting with Robots <small>OPEN</small>	Lesson	06 Jan 2022	⋮
<input type="checkbox"/>	 [ART] Building an Art Portfolio <small>OPEN</small>	Lesson Acquisition	06 Jan 2022	⋮
<input type="checkbox"/>	 [BIOLOGY] Climate change and carbon footprint <small>OPEN</small>	Lesson	06 Jan 2022	⋮
<input type="checkbox"/>	 [CHEMISTRY] Red Cabbage Indicator <small>OPEN</small>	Lesson Inquiry	06 Jan 2022	⋮
<input type="checkbox"/>	 [CL] Finding our roots 尋根之旅 <small>OPEN</small>	Lesson	06 Jan 2022	⋮
<input type="checkbox"/>	 [CL] How to make Mooncake 如何制作月饼 <small>OPEN</small>	Lesson	06 Jan 2022	⋮
<input type="checkbox"/>	 [D&T] Google Sketchup <small>OPEN</small>	Lesson Acquisition	06 Jan 2022	⋮
<input type="checkbox"/>	 [D&T] Introduction to Basic Photography Composition and Different Point of View <small>OPEN</small>	Lesson Acquisition	06 Jan 2022	⋮
<input type="checkbox"/>	 [GEOGRAPHY] - Buckle your seat belts! We are experiencing air turbulence! <small>OPEN</small>	Lesson	06 Jan 2022	⋮
<input type="checkbox"/>	 [GEOGRAPHY] Making Your Own Wind Vane <small>OPEN</small>	Lesson	06 Jan 2022	⋮
<input type="checkbox"/>	 [LITERATURE] Migrant Workers in Singapore <small>OPEN</small>	Lesson Acquisition	06 Jan 2022	⋮
<input type="checkbox"/>	 [LITERATURE] Through Your Eyes <small>OPEN</small>	Lesson Acquisition	06 Jan 2022	⋮
<input type="checkbox"/>	 [MATH] Desmos Art - Beautiful Maths <small>OPEN</small>	Lesson	06 Jan 2022	⋮
<input type="checkbox"/>	 [MATH] Solving Problems using Mathematics and Financial Literacy Concepts <small>OPEN</small>	Lesson Acquisition	06 Jan 2022	⋮
<input type="checkbox"/>	 [ML] Kuih-muih Tradisional <small>OPEN</small>	Lesson	10 Jan 2022	⋮
<input type="checkbox"/>	 [ML] Menengah 3, 4 & 5 - Lauk-pauk Tradisional Melayu <small>OPEN</small>	Lesson	07 Jan 2022	⋮
<input type="checkbox"/>	 [NFS] Fruit _Vegetables Carving for Plating & Garnishing <small>OPEN</small>	Lesson	06 Jan 2022	⋮
<input type="checkbox"/>	 [NFS] NO-BAKE CHEESECAKE ACTIVITY <small>OPEN</small>	Lesson	06 Jan 2022	⋮
<input type="checkbox"/>	 [OWN CHOICE 1] Student- Initiated Learning <small>OPEN</small>	Lesson	07 Jan 2022	⋮
<input type="checkbox"/>	 [OWN CHOICE 2] Student- Initiated Learning <small>OPEN</small>	Lesson	07 Jan 2022	⋮

<input type="checkbox"/>	Title ▾	Type ▾	Last Modified ▾	
<input type="checkbox"/>	 [OWN CHOICE 3] Student- Initiated Learning <small>OPEN</small>	Lesson	10 Jan 2022	⋮
<input type="checkbox"/>	 [OWN CHOICE 4] Student- Initiated Learning <small>OPEN</small>	Lesson	10 Jan 2022	⋮
<input type="checkbox"/>	 [OWN CHOICE 5] Student- Initiated Learning <small>OPEN</small>	Lesson	10 Jan 2022	⋮
<input type="checkbox"/>	 [PE] SIL - Cycling <small>OPEN</small>	Lesson	10 Jan 2022	⋮
<input type="checkbox"/>	 [PE] Sports Psychology - Motivation <small>OPEN</small>	Lesson	07 Jan 2022	⋮
<input type="checkbox"/>	 [PHYSICS] Chrome Music Lab <small>OPEN</small>	Lesson	06 Jan 2022	⋮
<input type="checkbox"/>	 [SOCIAL STUDIES] How Can CPF Help Me Prepare for Retirement? <small>OPEN</small>	Lesson	06 Jan 2022	⋮
<input type="checkbox"/>	 [SOCIAL STUDIES] Regardless of class (For Rich or For Poor?) <small>OPEN</small>	Lesson	06 Jan 2022	⋮
<input type="checkbox"/>	 [SOCIAL STUDIES] Understanding the impact of cyber threats on individuals <small>OPEN</small>	Lesson	06 Jan 2022	⋮

  [Sec 4E/5N English SIL 1] All Ears! Living in the Age of AI <small>OPEN</small>	Lesson
  [Sec 4E/5N English SIL 2] All Ears! Guides to Singapore's Food Landscape <small>OPEN</small>	Lesson
  [Sec 4NA English SIL 1] Into the Deep: Vocabulary - Plastic Peril <small>OPEN</small>	Lesson
  [Sec 4NA English SIL 2] English After School: Speaking and Representing <small>OPEN</small>	Lesson
  [Sec 4EXP Literature SIL 1] Finding Lit in Music <small>OPEN</small>	Lesson
  [Sec 4EXP Literature SIL 2] Catas-poetry <small>OPEN</small>	Lesson
  [Math SIL 1] TED Talks <small>OPEN</small>	Lesson
  [Math SIL 2] Money Sense <small>OPEN</small>	Lesson
  [Biology SIL] Ecological restoration <small>OPEN</small>	Lesson
  [Chemistry SIL] Virtual Tour to History of Science Museum <small>OPEN</small>	Lesson
  [Physics SIL] Life as an astronaut <small>OPEN</small>	Lesson
  [CL SIL 1] How to make Mooncake 如何制作月饼 <small>OPEN</small>	Lesson
  [CL SIL 2] Finding our roots 寻根之旅 <small>OPEN</small>	Lesson
  [ML SIL 1] Lauk-pauk Tradisional Melayu <small>OPEN</small>	Lesson
  [ML SIL 2] Kuih-muih Tradisional <small>OPEN</small>	Lesson
  [Geography SIL 1] Tourism in Yosemite National Park <small>OPEN</small>	Lesson
  [Geography SIL 2] Your Own Upcycling Project <small>OPEN</small>	Lesson
  [History SIL 1] Who should be held responsible for Crimes against Humanity? <small>OPEN</small>	Lesson Discussion
  [History SIL 2] Fact File: Zaibatsu <small>OPEN</small>	Lesson Acquisition
  [Social Studies SIL 1] Impact of hawker culture in Singapore <small>OPEN</small>	Lesson
  [Social Studies SIL 2] Understanding the impact of cyber threats on individuals <small>OPEN</small>	Lesson
  [Art SIL] Art Meets Technology: Design an Album Cover! <small>OPEN</small>	Lesson
  [D&T SIL] Google Sketchup <small>OPEN</small>	Lesson Acquisition
  [NFS SIL 1] Gelatinisation of starch <small>OPEN</small>	Lesson
[NFS SIL 2] Cooking Healthier Meals <small>OPEN</small>	Lesson
[PE SIL 1] "The YouTube Man" - story of Julius Yego <small>OPEN</small>	Lesson Discussion
[PE SIL 2] A Fallen Rival during Cross-country Race <small>OPEN</small>	Lesson Discussion
[OWN CHOICE HBL 1] Student-Directed Learning <small>OPEN</small>	Lesson

S4/5 SIL Playlist

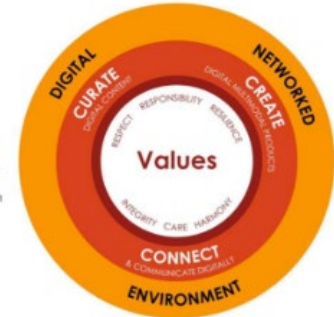

DIGITAL LITERACY (DL) AND NEW MEDIA LITERACIES (NML)



Components	Skills that BDSians will acquire
Find	Gather and evaluate information from, and use digital resources in a safe, secure, responsible and ethical manner.
Think	Interpret and analyse data, and solve problems.
Apply	Use software and devices to facilitate the use of knowledge and skills in the new contexts; keep up with technological developments.
Create	Produce content and artefacts, and engage and collaborate with others digitally.

New Media Literacies

- **Curate** digital content & information
- **Create** digital multimodal products
- **Connect** & communicate digitally



DIGITAL LITERACY (DL) AND NEW MEDIA LITERACIES (NML)

From
Week 3

Lesson Title	SLS Lesson Link	KSVA	Recommendations
Curate Lessons - LO1 Demonstrate effective search skills			
1 Lesson 1 - Search Engines and Keywords	https://vle.learning.moe.edu.sg/mrv/moe-library/lesson/view/7e5b6cf8-65b4-46b3-b965-4f71892d0cce/cover	Locate online information using simple keywords or phrases and with search engines	Basic
2 Lesson 2 - URL and Hyperlinks	https://vle.learning.moe.edu.sg/mrv/moe-library/lesson/view/aa5b2786-5b62-4cd2-bc1c-96068ff9349e/cover	Locate online information with given URL and specific hyperlinks	Primary
3 Lesson 3 - Learn to use the FIND function	https://vle.learning.moe.edu.sg/mrv/moe-library/lesson/view/c2a6d440-bb37-4812-ba1f-a95e61c77780/cover	Locate information within a device or application using a search function	Basic
4 Lesson 4 - Advanced Search Skills	https://vle.learning.moe.edu.sg/mrv/moe-library/lesson/view/a052ad48-92fa-41db-bd2e-9d5fa4cc9789/cover	Refine internet search by refining keywords, using advanced searches and Boolean Operators	Advanced
5 Lesson 5 - Demonstrate Effective Search Skills with advance searches [Part 2]	https://vle.learning.moe.edu.sg/mrv/moe-library/lesson/view/814791c6-ab23-457d-b4c4-ae2534ee45b3/cover	Refine internet search by using advanced search filters in the advanced search function settings.	Advanced
6 Lesson 6 - Learn to use reverse image search	https://vle.learning.moe.edu.sg/mrv/moe-library/lesson/view/ee377c07-4c54-4cf4-89b1-4e3267f3d5bb/cover	Conduct reverse search of information with reverse image search	Advanced
7 Lesson 7 - Demonstrate Effective search skills by tapping on an online community to seek required information	https://vle.learning.moe.edu.sg/mrv/moe-library/lesson/view/e3a22733-4b31-4d59-8255-cc82b5a68a99/cover	Tapping on online communities to seek required information and tapping on social media platforms to seek required information and the use of hashtags.	Advanced
Curate Lessons - LO2 Practice safe and ethical search [CCE]			
8 Lesson 1 - Safe and ethical search by filtering sites with inappropriate content	https://vle.learning.moe.edu.sg/mrv/moe-library/lesson/view/259b964c-4bd0-4f5e-bc15-60e361dc2bc4/cover	Filter sites with inappropriate content (e.g. using safe search function and specific criteria to filter sites with inappropriate content)	Primary

DM&NML 3A

2024 Timeline





How to secure a
place at the
course of your
choice?

Direct School Admission
(JC)

Early Admission Exercise
(Poly)

Early Admission Exercise
(ITE – Nitec & Higher Nitec)

How to
secure a
place at the
course of
your
choice?

Panel Interview

E - Portfolio

Creation of ePortfolio (4 slides minimum)

- An ePortfolio lets students organize, document, and display their most significant learning experiences in one digital space.
- Good ePortfolio can include samples of your written work, photos of a successful project, video of an oral presentation, etc. Provide descriptions of these artifacts that tell how they represent your skills, what your contributions were to the final product, how it was used, etc.
- ✓ Artefacts (video, photos, etc)
- ✓ Detailed reflection of your skills learnt
 - What did you learn?
 - What was fun about your learning?
 - How did you overcome the difficulties?
 - What is meaningful/impactful about the learning? How can you apply it in real life?

SIL Version 2

- Courses of interest–based SIL (spanning average 6weeks/course)

Possible Categories Aligned to Poly Courses

Applied Science- Culinary, Sports, Music

Informatics and IT- Coding, game development

Design: Art (fashion design), Photography, videography



Course Overview

What is BUS?

Entry Requirements

Coursework

What You'll Learn

Career Prospects

Course Review

You May Also Be Interested In

Contact

Core Subjects

Subject Code	Subject	Credit Units	
BAF1010	Business Accounting	4	✓
BBS1001	Business Psychology & Management	4	✓
BBT1010	Business Technology & Analytics	4	✓
BEC1007	Business Economics	4	✓
BLO1001	Statistics for Business	4	✓
BRM1005	Marketing Fundamentals	4	✓




Temasek Business School

1) Product Creation

2) Budgeting

3) Marketing


4) Pitching



SIL Version 2

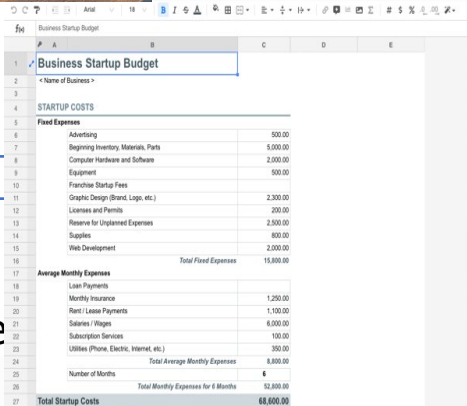
Product Creation

- Think of a product/ service you want to sell/market
- Justify the existence of this product/service
- E.g. personalised sneakers, latte art beverage



Budgeting

- Conduct a market research on how much is required to start
- Note down the costs (eg materials, rent, etc) on an Excel spreadsheet



Marketing

- Create a poster/Tiktok on the product/service you are selling



Pitching

- Craft an elevator speech to potential investors



Intro to MySkillsFuture

BTS 2024 Upper Sec





Preparing your e-Portfolio for EAE!



Watch later



Share



MORE VIDEOS

Preparing for your EARLY ADMISSIONS EXERCISE (EAE) application?



0:01 / 1:59



HD

YouTube



Step 1: Go to drive.google.com

On your computer, go to drive.google.com [↗](#). You'll find "My Drive," which has:

- Files and folders you upload or sync
- Google Docs, Sheets, Slides, and Forms you create

[Learn how to back up and sync files from your Mac or PC.](#)

Step 2: Upload or create files

You can upload files from your computer or create files in Google Drive.

- [Upload files and folders to Google Drive](#)
- [Work with Office files](#)
- [Create, edit, and format Google Docs, Sheets, and Slides](#)

A banner image showing a group of diverse students and a teacher working together on a project. The students are wearing school uniforms, and the teacher is in a blue shirt. They are gathered around a table, looking at a small robot or model. The text 'About MySkillsFuture' is overlaid on the image, with a play button icon to the right.

About MySkillsFuture

A one-stop portal that empowers you to embark on a journey of self-discovery and make informed education and career choices. Use the information and tools to explore various education and career pathways, and take charge of your future.

What's new

Event Highlights

Useful links

- How Singaporean Edwin Toh landed a top job in Google despite not having a degree
- All SMU undergrads to take a sustainability module from 2023, take one course in the field from 2024
- Nanyang Polytechnic to take on 'jobs-skills integrator' role
- Public transport workforce to grow by 4% by 2025; 800 jobs to be added as rail network grows
- Skills development a key area of cooperation between Singapore and India: Gan Kim Yong



Ac



Primary



Secondary



Pre-University

Login



Students and Teachers

This portal is for students and teachers in Primary Schools, Secondary Schools and Junior Colleges/Centralised Institutes.
If you are a student from the Tertiary Institutions, please click [here](#) to access MySkillsFuture.

User ID

Password

[Forgot your password?](#)

Sign in

Login using MIMS ID

Sign in

ECG Partners

Know Yourself

[View My Reflections](#)

My ePortfolio

Find Out More About Yourself

Discover more about your career interests, skills, work values, and learning styles. These tools are meant to facilitate self-awareness and exploration. You may use them as a guide to plan your education or career. Do speak to your parents, teachers and Education and Career Guidance counsellors if you need further advice.



My ePortfolio

Navigate Pathways with Confidence

My Favourites



Industries



Educational Institutions



Job Roles



Courses



Education Pathways



Events



[View My Favourites](#)



Make Informed Decisions & Own Them

My Goals

My Goal #1

Last Modified 28 Dec 2023 09:30 AM



[View My Goals](#)

My Reflections and Feedback

No records found




[View My Reflections](#)

My Resumes



No records found



[View My Resumes](#)

My Cover Letters



No records found

[View My Cover Letters](#)

My Document Repository

− My Resumes

+ Create Resume

+ Upload Resume


+ My Cover Letters

+ My References

+ My Other Documents

My Other Documents

This is where you upload your reflection and evidence of your selected SILs V2. They can be in the form of a word document, powerpoint slides or PDF doc.



Student Initiated Learning V2

Culinary:

I want to bake a souffle with Singapore inspired flavours by reading cookbooks and creating a new recipe.



Upload Other Documents



Upload from my computer

Culinary Challenge 1 2024 Term 1.pdf



Cancel

Upload



My Resur



My Cover L



My References



My Other Documents



SIL 2023.pdf

Uploaded: 25 Aug 2023 06:25 AM



Chocolate Souffle

My Culinary Challenge

TIP #73:
QUICKLY SOFTEN
BUTTER

To hurry the process of softening cold butter for a recipe, simply shred the amount of butter you need with a grater, over a bowl. The little pieces will soften faster than a solid stick, making your butter bake worthy quicker.



PICTURETHERECIPE.COM



Chocolate Soufflé Details

- **Texture:** I applied some techniques I learned in class and adapted this recipe from [Saveur's](#) flourless soufflé as well as the bittersweet soufflé recipe found on [New York Times](#). (Their recipe has deep, dark chocolate flavor and I found it a little heavy on the cream of tartar—just my opinion though.) The soufflé I make at home is semi-sweet. Each spoonful is perfectly balanced between (1) magically rich and (2) blissfully spongy with a set crackly top. It's wild that one bite can encompass all this varying texture, but that's why chocolate soufflé is so special. There's just nothing like it.
- **Flavor:** Semi-sweet. I first prepared it with 1/4 cup of sugar, but reduced the final amount to 3 Tablespoons so more of the chocolate flavor comes through.
- **Ease:** I'm categorizing this with my [advanced baking recipes](#) simply because there's a few moving parts and there's an importance placed on the precise mixing methods. However, if you're a beginner, don't let that discourage you from trying it.
- **Time:** I appreciate that this recipe can go from oven to table immediately. No waiting for it to cool because soufflé will quickly fall. This recipe will take you no more than 45 minutes if

My Reflections

Chocolate Soufflé Success Tips: What I've Learned

- **Chocolate soufflé is only as good as the chocolate you use.** I use and recommend semi-sweet or bittersweet baking chocolate. It's sold in 4 ounce bars in the baking aisle near the chocolate chips. I use, love, and recommend Ghirardelli and Bakers brand. Do not use chocolate chips. The flavor, texture, and rise will be compromised.
- **Whip the egg whites appropriately and fold in gently.** You'll notice that baking powder and soda are missing. That's because all of a soufflé's rise is from the whipped egg whites. If this step is skipped or changed, it will directly impact how your dessert rises. Beat egg whites and cream of tartar together until soft peaks form, then with the mixer still running, slowly add the sugar and beat until stiff peaks form. This is the same process we use for making [chocolate swirled meringues](#). We only use a small amount of cream of tartar, but it has a BIG job—it helps the egg whites hold their peaks. It's an imperative ingredient that you cannot skip. In a pinch, the same amount of lemon juice or white vinegar can be used as a substitute. But for best results, use cream of tartar. Here are many more [recipes using](#)

My Cover Letters

My References

My Other Documents



Culinary Challenge 1 2024 Term 1.pdf

Uploaded: 22 Nov 2023 04:47 PM



SIL 2023.pdf

Uploaded: 25 Aug 2023 06:25 AM



Upload Other Document

Take charge
of your own
learning
and enjoy
the FUN!

