

Welcome to GESPS

Primary 2 Meet-The-Parents Session
04 Jan 2024



Sequence of Events

- 1) Sharing by Principal
- 2) Sharing by Year Head
- 3) Sharing by Form Teacher



Sharing by Principal, Mr Roy Lee





Ministry of Education
SINGAPORE

A GREAT START TO PRIMARY SCHOOL





VISION

LEARNERS WITH GRIT, CITIZENS WITH HEART

MISSION

CARING AND INSPIRING

I N t e g r i t y

I will do the right thing even when no one is watching.

I will keep my promise.

I will speak the truth at all times.



S e l f - d i s c i p l i n e

I will complete and submit my work on time.

I will stay focused during lessons.

I will manage my emotions and act appropriately.



P e r s e v e r a n c e

I will always do my best.

I will continue to stay determined even when I face challenges.

I will improve on my weaknesses and work on my strengths.



I N S P I R E V A L U E S



I n c l u s i v e n e s s

I will learn, work and play with others.

I will value the opinions of others even if they are different from mine.

I will treat everyone fairly and equally.



E m p a t h y

I will put myself in the shoes of others.

I will consider the feelings of others.

I will lend a helping hand to those in need.



R e s p e c t

I will take care of myself.

I will use kind words when speaking to others.

I will look after school property and keep the environment clean.





Gan Eng Seng Primary School

By the end of P6

ST1: Lifelong Learners

- ▶ SG1: Confident Communicators
- ▶ SG2: Creative and Critical Thinkers
- ▶ SG3: Curious Learners

ST2: Citizens of Character

- ▶ SG4: GESPIans with INSPIRE Character
- ▶ SG5: Concerned Citizens

RESTRICTED / NON-SENSITIVE



Caring & Inspiring




Gan Eng Seng Primary School

Strong culture of Care and Learning

School as our Second Home



World as our School



Official(Open) / Non-Sensitive



Caring & Inspiring



Gan Eng Seng Primary School

School as our Second Home

- ▶ **Care for students and Peer Support**
- ▶ **UPLIFT students** (low progress, high ability learners , students at-risk etc) and helping them to reach their potential
- ▶ **Positive environment:** Positive Behavioural Support (PBS)
- ▶ **“Safe-to Fail” environment** for students
- ▶ **Safe and inclusive environment** (Zero tolerance to bullying, support for SEN)
- ▶ **Conducive environment**

RESTRICTED / NON SENSITIVE



Caring & Inspiring



Gan Eng Seng Primary School

World as our School

(Authentic and Immersive Learning)

Learning out-of-school (Signature Programmes)

P1- Art Science Museum

P2 – Marina Barrage, Bukit Merah Supermarkert (ALP) and Jacob Ballas Garden (Week 1)

P3- S.E.A Aquarium, Esplanade (LLP), kin Yan Farm (ALP) and Botanical Gardens (Week 1)

P4 – KidsZania, Yakult Factory (ALP) and City Sprouts@Henderson (Week 1)

P5- Gardens by the Bay, CREUSE (ALP) and Hort Park (Week 1)

P6- Overseas Immersion (Hanoi/Chiang Mai), Sustainability@Tampines Park (ALP),
Enabling Village (Week 1)

RESTRICTED / NON SENSITIVE

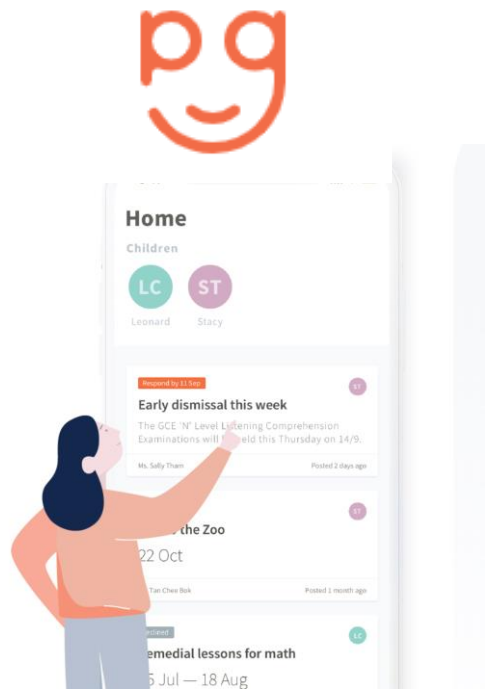


Caring & Inspiring

APPROACH TO DISCIPLINE



Communications



Within 3 working days



6471 7451
gesps@moe.edu.sg

*note: MC and Letters via email or
hard copies only



Communications



School Calendar

1. Parent/Student Calendar

Today: January 2022

Sun	Mon	Tue	Wed	Thu	Fri	Sat
26	27	28	29	30	31	Jan 1
December School Holidays						
2	3	4	5	6	7	8
	School Holiday	No School for P2-P3 7:30am P1 Orientation	Start of School for P1	Bring only Math/Sci	Bring all other sub	
9	10	11	12	13	14	15
4:30pm e-P2 Meet th	4:30pm e-P3/P4 Me			4:30pm e-P5/P6 Me	No CCA	
16	17	18	19	20	21	22
					No CCA	
23	24	25	26	27	28	29
2pm CCA for selecte	2pm P3, P5 & P6 HM			2pm CCA for P3-6		
30	31	Feb 1	2	3	4	5
7:30am Chinese New	Chinese New Year Public Holiday			2pm CCA for P3-6		

Events shown in time zone: Singapore Standard Time

[P1 Orientation Briefing Slides](#)

[P4 Briefing of parents on Subject-Based Banding](#)

[President's Award for Teachers 2022](#)

[Outstanding Youth In Education Award 2022](#)

[Student ICON Onboarding](#)
[FAQ for Parents](#)

[FAQs for Covid-19 Infection in Singapore](#)
- click [here](#) for more information

Quick Links

[FOR STUDENTS](#)
[FOR PARENTS](#)

<https://ganengsengpri.moe.edu.sg/>



Holistic Assessment

	Term 1	Term 2	Term 3	Term 4
P2	Non-weighted Assessment			
P3	Weighted Assessment 10%	Weighted Assessment 15%	Weighted Assessment 15%	End of Year Exam 60%





Gan Eng Seng Primary School



TRANSITION FROM P2 to P3

CCAs (Modular)
/ Aft programmes

Learning Support

Classing



Sharing by Year Head (Lower Primary), Ms Grace Ang



Key Points

- ✓ 1) Life of a Primary 2 *GES*Pian
- 2) Practical tips for parents to support your child
- 3) Establishing a strong school-home partnership





P2 Orientation Week

- Learning Journey to Botanic Garden – Jacob Ballas Children's Garden
- Level Games
- Treasure Hunt
- Art-Making Activity





P2 Signature Programme

Marina Barrage

Key Points

- 1) Life of a Primary 2 *GES*Pian
- ✓ 2) Practical tips for parents to support your child
- 3) Establishing a strong school-home partnership

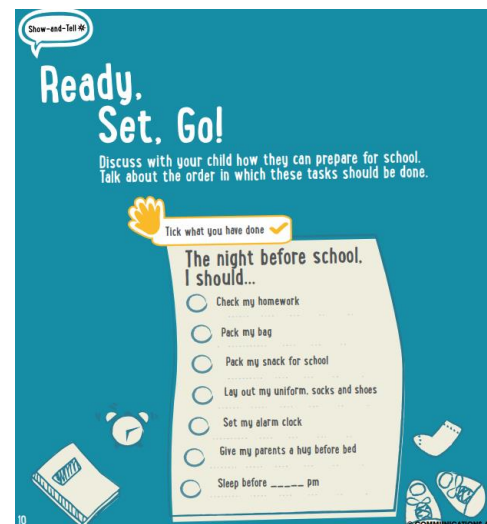


TIP 1



Get Ready For School!

Preparing well at home makes for a smooth start to the day and a great time at school!



TIP 2



Practise Routines

Building good habits helps your child cope with the many new things they will encounter this year.



TIP 3

New Experiences!



New Places, New Faces

Your child is getting to know a whole new world – and picking up values like resilience and responsibility along the way.

Primary school is a far bigger world than pre-school, with far more rooms and children. Give your child lots of chances to talk about the places they've been in school, and the people they've met. It'll let you get a sense of what school is like, through their eyes.



TIP 4



We Can Do This, Together

With your encouragement, your child will learn that they can achieve success in their own ways.

TIP 5



Show Interest In Your Child

Chat with your child about what happens at school, and show how excited you are at their stories.

TIP 6



Time To Let Go!

Let your child discover how to make their own way to success.

TIP 7



Team Up With Teachers

When parents and teachers partner up, we can do more for each child than we could alone.

TIP 8



Every Child Is Unique

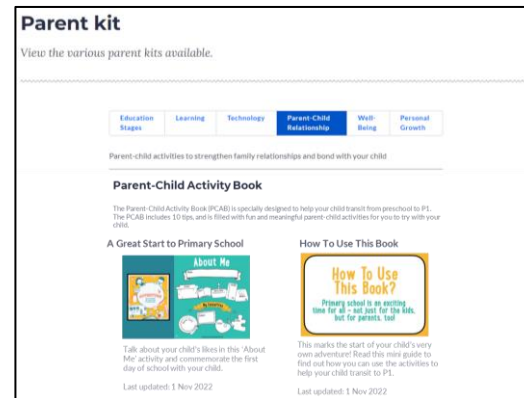
Love them for who they are. Every child can achieve success in their own ways when parents and teachers work hand-in-hand.

PARENT-CHILD ACTIVITY BOOK IS AVAILABLE ONLINE!

PARENT-CHILD ACTIVITY BOOK (DIGITAL)

10 TIPS FOR PARENTS to help you navigate your child's first year in primary school.

Chat with your child
Boost their confidence
Practise various scenarios
Create something interesting
Thank others for their help
Pledge to do things together



Parent-Child Activity Book

The Parent-Child Activity Book (PCAB) is specially designed to help your child transit from preschool to P1. The PCAB includes 10 tips, and is filled with fun and meaningful parent-child activities for you to try with your child.


A Great Start To Primary School



Talk about your child's likes in this 'About Me' activity and commemorate the first day of school with your child.

Last updated: 31 Oct 2022

How To Use This Book



This marks the start of your child's very own adventure! Read this mini guide to find out how you can use the activities to help your child transit to P1.

Last updated: 31 Oct 2022

Revisit and Adapt the strategies for P2



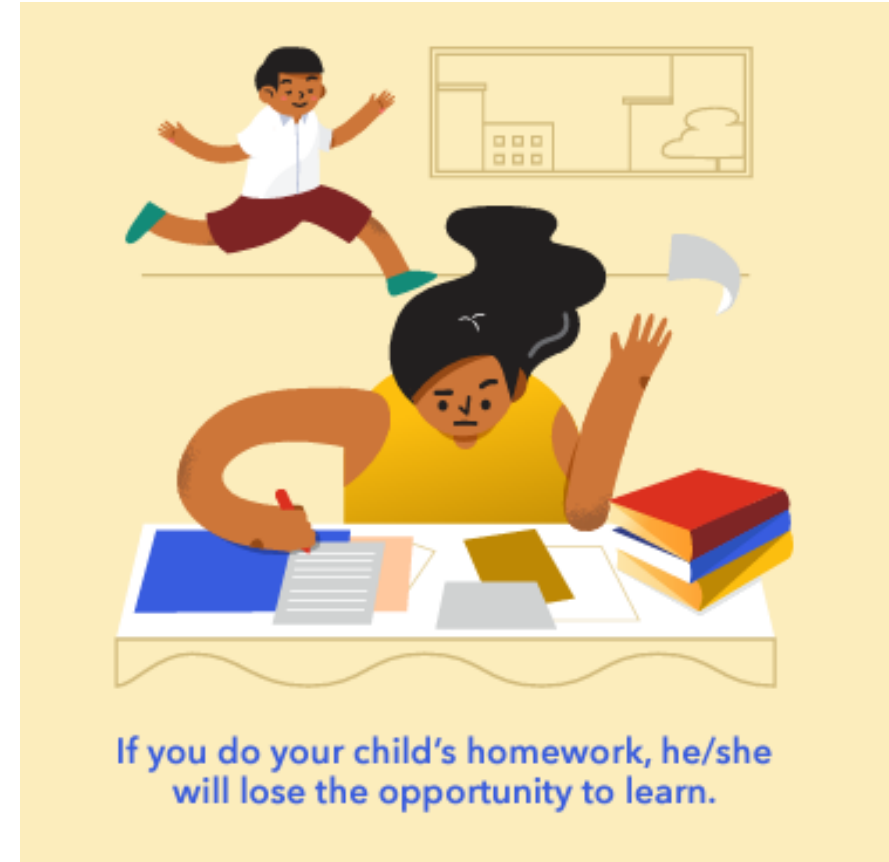
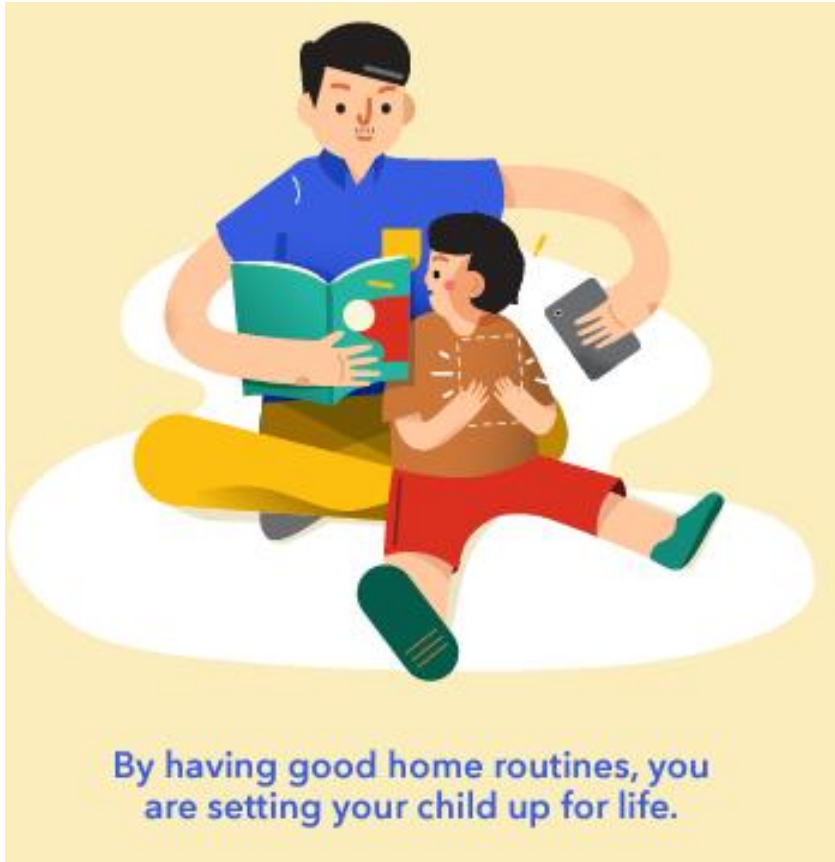
<https://go.gov.sg/parent-child-activity-book>



Key Points

- 1) Life of a Primary 2 *GES*Pian
- 2) Practical tips for parents to support your child
- ✓ 3) Establishing a strong school-home partnership


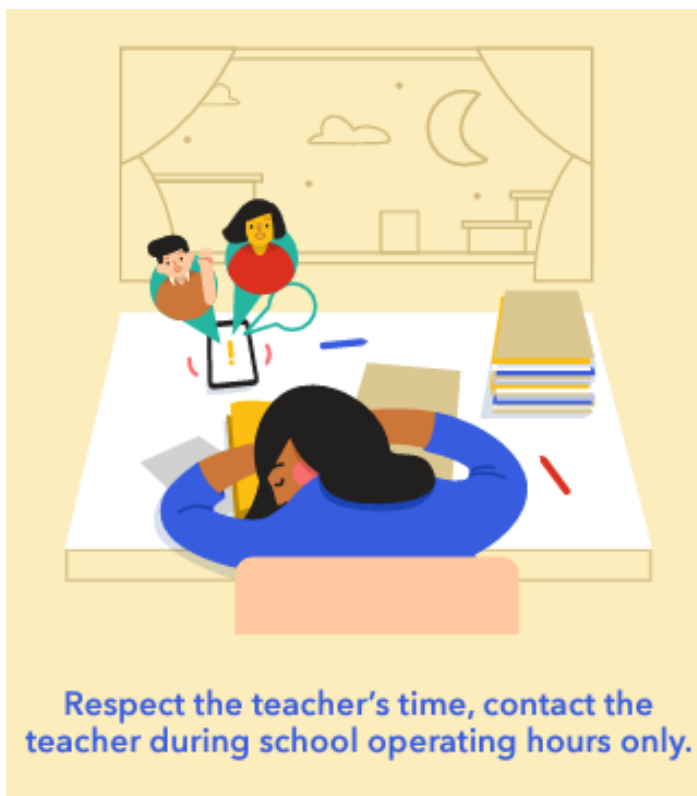




Guidelines for School-Home Partnership



Guidelines for School-Home Partnership



Guidelines for School-Home Partnership

Interaction with Form Teachers



Content

- Introduction of Subject Teachers
- Sharing of Learning for English, Maths & Mother Tongue
- Student's Well-being
- Teachers' Expectations & Mode of Communication



Class	Zoom Details	
2 Self-Discipline	Meeting ID: 864 2325 1951	Passcode: Gesps2024
2 Perseverance	Meeting ID: 889 7411 6986	Passcode: Gesps2024
2 Inclusiveness	Meeting ID: 818 0245 0758	Passcode: Gesps2024
2 Respect	Meeting ID: 705 021 4927	Passcode: Gesps2024
2 Empathy	Meeting ID: 476 060 4769	Passcode: Gesps2024



Thank You



Meeting with Form Teachers



Key Points

- Introduction of Subject Teachers
- Sharing on Learning of P2 Subjects
- Student's Well-being
- Teachers' Expectations & Mode of Communication

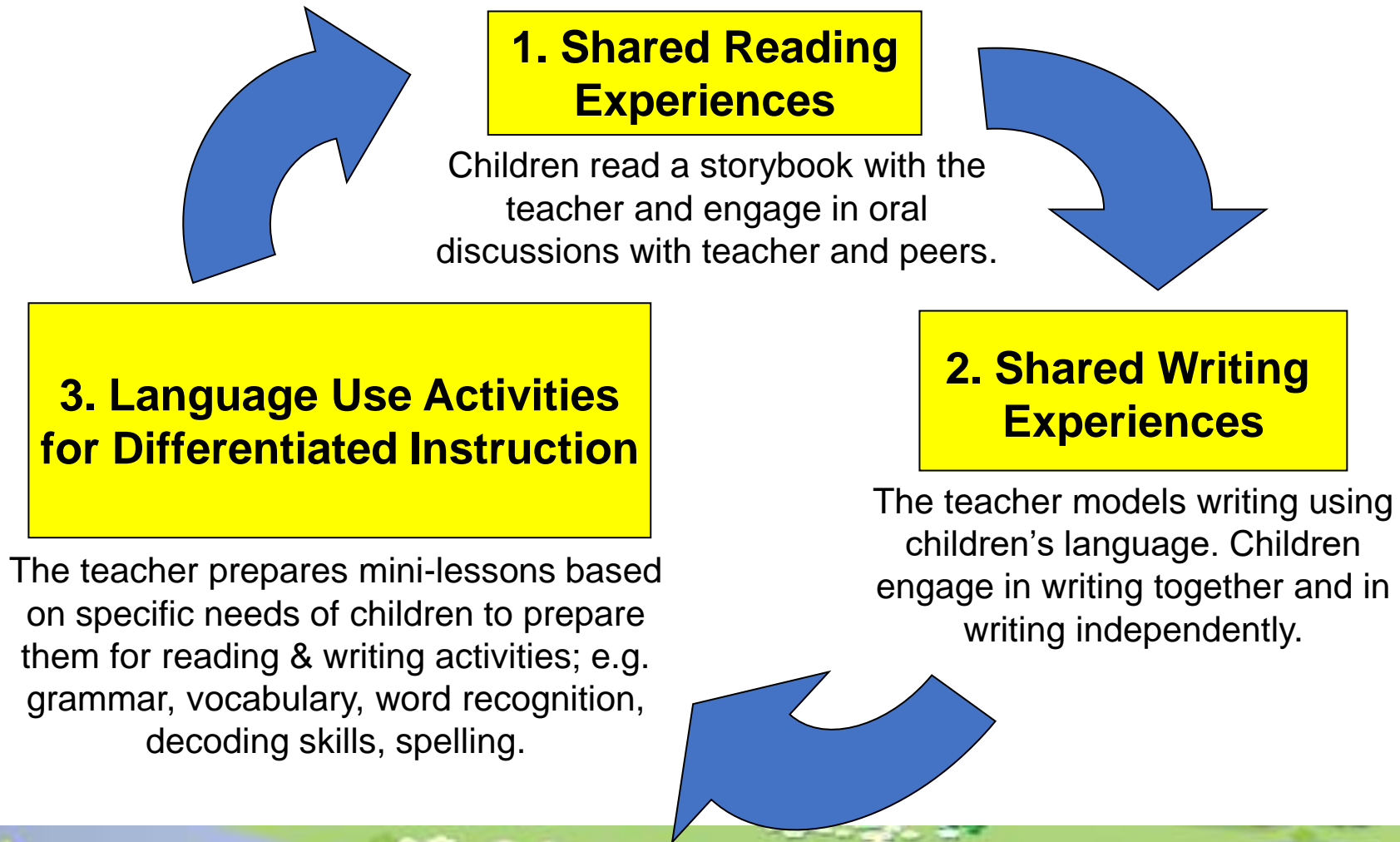




English Language



What is a STELLAR lesson like?



1. Shared Reading Experiences


Children read a storybook with the teacher and engage in oral discussions with teacher and peers.



2. Shared Writing Experiences

The teacher models writing using children's language. Children engage in writing together and in writing independently.

Class Writing



Group Writing



Group Writing

Date: 12 September 2023



How Christmas is Celebrated



On the first day of Christmas, people wear new clothes. The clothes are called dress, shirt and trousers. Children receive presents. They love to open presents. People also eat log cake, roasted turkey and chocolate cookies. People enjoy celebrating Christmas because they get to set up Christmas trees.

Written by Abigail, Quan, Khai and Izwandie

Individual Writing



3. Language Use Activities for Differentiated Instruction

The teacher prepares mini-lessons based on specific needs of children to prepare them for reading & writing activities; e.g. grammar, vocabulary, word recognition, decoding skills, spelling.

Reading Time



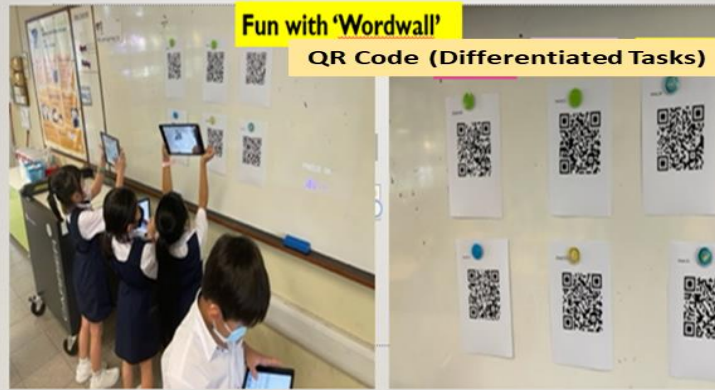
Time for iPad!
Vocabulary 😊



English Language: Adjectives

Fun with 'Wordwall'

QR Code (Differentiated Tasks)



Time to "PLAY"-
Word Builder



English Language: Subject-Verb Agreement

Fishing
Time!



Additional Support for English Language

- ✓ Learning and Reading Corner in the classroom
- ✓ Oracy programme
(P1 - Poetry Recitation)
- ✓ Learning through fun and varied manner e.g. board games, literacy stations



Supporting your Child in the Acquisition of Literacy Skills

➤ Environment


- Provide frequent opportunities to use English in listening, speaking, reading and writing
- Provide sufficient English reading materials

➤ Role model

- Show that you believe learning English is both enjoyable and useful in your daily life
- Read with your child

➤ e-books by NLB

- <http://www.nlb.gov.sg/discovereads>

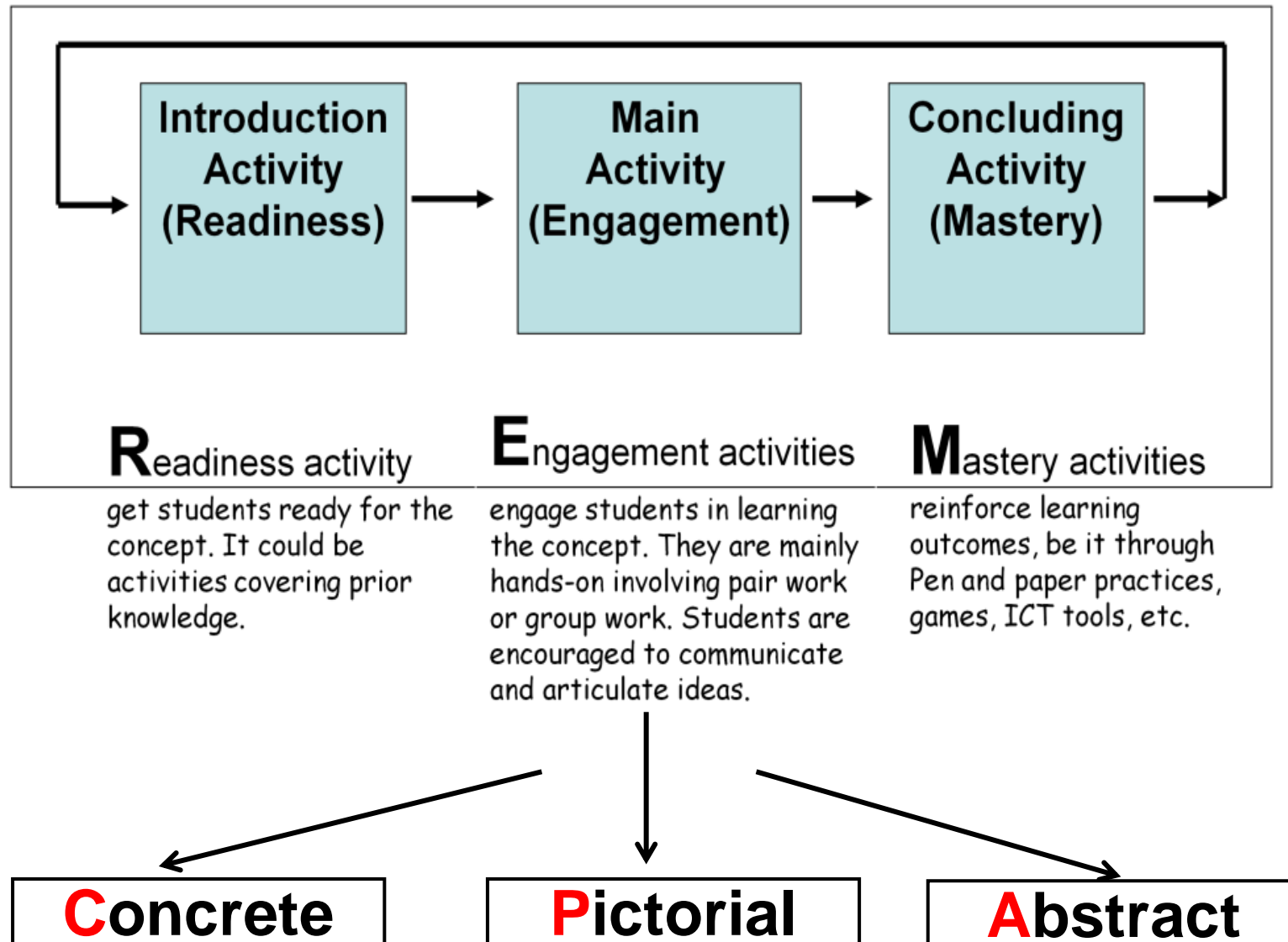




Mathematics





The Three Phases of Learning in a P2 Math Lesson



The Three Phases of Learning in a P2 Math Lesson

Concrete



Using physical objects to solve mathematics problems



The Three Phases of Learning in a P2 Math Lesson

Pictorial


Using drawing or pictures to solve mathematics problems



The Three Phases of Learning in a P2 Math Lesson

Abstract

Solving mathematics problems using only numbers



Additional Support for Mathematics

- ✓ Learning Corner in the classroom
- ✓ Learning through fun and varied ways
- ✓ A Story Sum Day to teach heuristics skills
- ✓ The use of the App-venture app to engage students in the learning of Mathematics



Supporting your Child in the Acquisition of Numeracy Skills

- Ask questions
 - The parent is the guide in asking questions. Questioning children is an excellent way to develop their thinking.
- Talk positively about mathematics
- Play games with your child






Mother Tongue Language



Teaching & Learning of Mother Tongue

- Greater use of authentic language activities to better develop our students' communication skills
- Encourage language use in its various forms
 - Reading, writing, listening & speaking etc



MTL Learning Resources (Video)

SINGAPORE
**Student
Learning
Space**



Login

LOGIN WITH SLS

LOGIN WITH MIMS



If you have difficulties logging in or would like to apply for a new MIMS account, please refer to [Accounts and Login Troubleshooting](#) for more information.



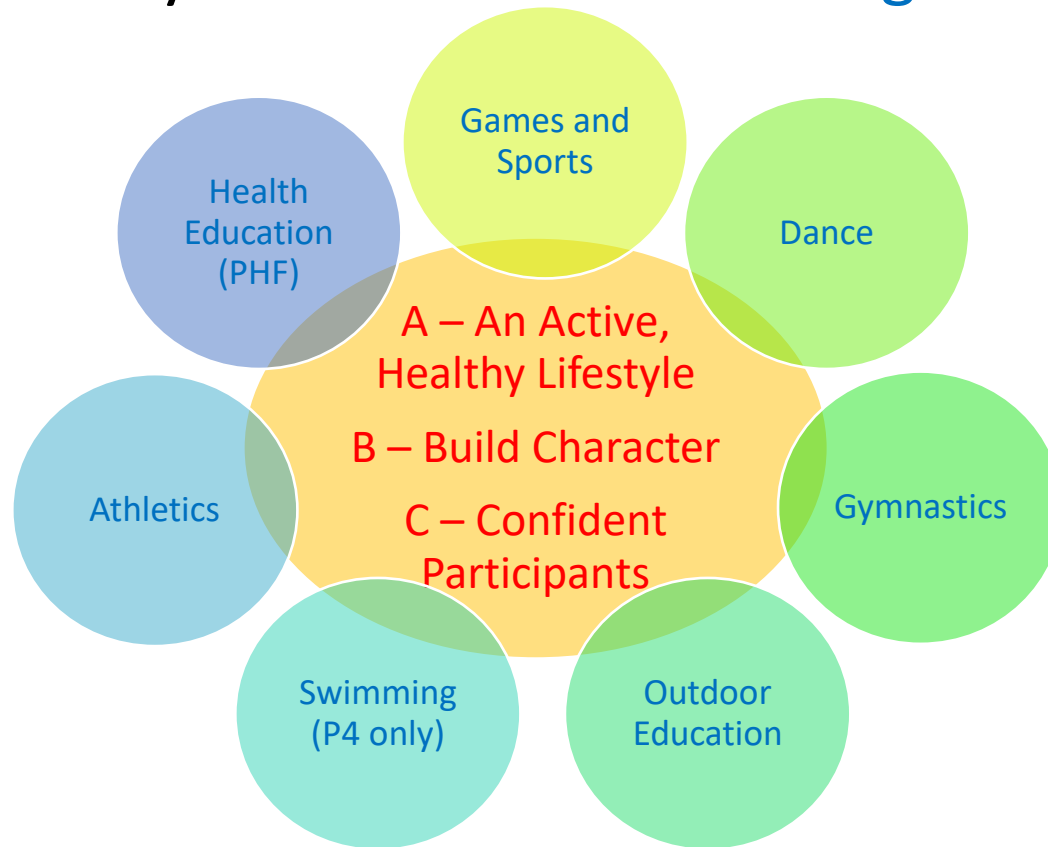


Physical Education, Art & Music (PAM)



Teaching & Learning of PE

GESPS goals in **Physical Education** achieved through the
7 Physical Education **Learning Areas**



Teaching & Learning of Art & Music

Aesthetics is identified as our Learning for Life Programme which primarily uses a 3-E Approach (**Exposure**, **Enrichment** and **Excellence**).

1. **Exposure** – Our Aesthetics programmes across each level, allow students to have the opportunities to experience, learn and appreciate the Arts.

Level	Art	Music
P1	Modelling Clay	Music & Movement
P2	Collagraph Printmaking	Percussions
P3	Acrylic Painting	Drums
P4	Batik	Orff & Angklung
P5	Ceramics	Keyboard / Ukulele
P6	Pencil Drawing	Keyboard / Ukulele

* Activities are subjected to changes from year to year

2. **Enrichment** - Aesthetics Appreciation Week is at the end of each semester, Assembly Programmes, Other Art related learning journeys are some of the different ways we enrich our students in Art & Music.

3. **Excellence** – Achieved through our Aesthetics based CCAs (Art Club, Brass Band, Choir and Dances)





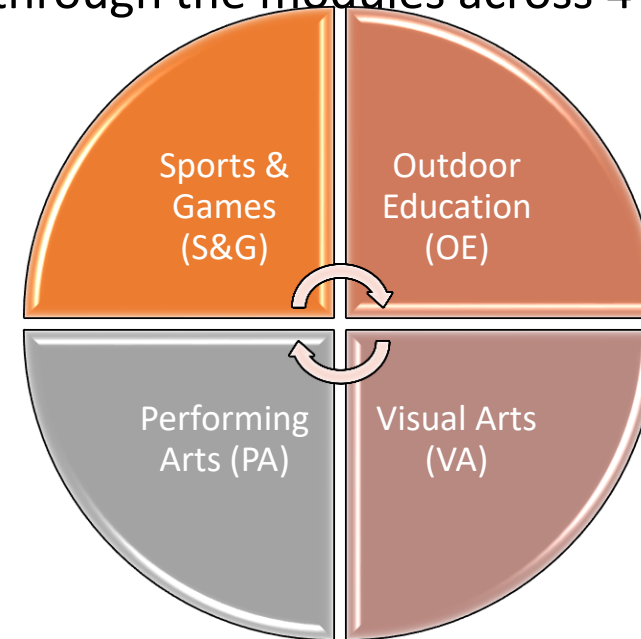
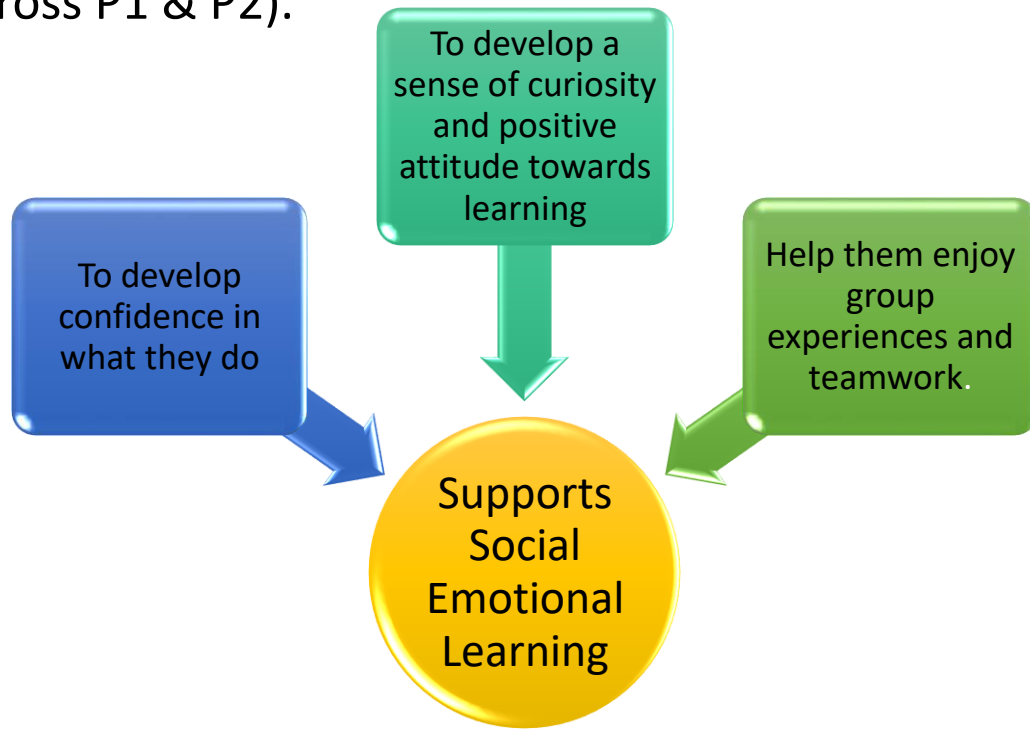
Programme for Active Learning (PAL)



Teaching & Learning of PAL

PAL provides diverse educational experiences by merging **classroom learning with outdoor activities** to encourage interest and inquisitiveness among pupils.

3 periods a week will be used to conduct modular activities in Sports and Outdoor Education, and the Performing and Visual Arts. Each class experiences different modules and rotate through the modules across 4 Semesters (across P1 & P2).



P1 will experience S&G and VA modules
P2 will experience PA and OE modules





Student Well-Being



Staying Healthy

- Have a well-balanced diet.
- Have enough rest.
- Exercise regularly.
- Practise good hygiene habits
- Before coming to school, students must check if they are feeling unwell.



School Bag

The Health Promotion Board (HPB) has advised that students should **NOT** be carrying weight of more than 15% of their body weight.

For young children, parents/guardians can help and/or supervise them pack their school bags according to the daily timetable and day's needs to ensure that their children/wards do not carry heavy and unnecessary items to school.



School Bag

- Look for a bag that comes with broad, padded or ergonomic straps.
- Size of the school bag is relative to the child's torso
- Pack only what your child needs and can carry rather than what can fit into the bag.
- Organise your child's subject materials regularly, to avoid carrying what is not needed that day or week.





Form Teacher's Expectations



Practical Tips for Parents

Physical

(Refer to pages 9-26 in PCAB)

#ParentingHack:

Write the steps down
with your child & display
it at your child's bag corner

TIP 1



5(Steps) before 9(PM)

1. Check homework & handbook
2. Pack **B**ag+**B**ottle+**T**Ttoken+**S**nack (BBTS)
3. Lay out uniform + mask
4. Set alarm clock
5. Sleep early

TIP 2



Practise Routines

- Traveling to school
- Buying food in canteen*
- Dismissal from school*
- Plans after school (shower, homework time, play time)

I Can't → I Can!





Mode of Communication



Contacting Form Teachers

- Within school operating hours
- Mode of Communication: Email, School Handbook, Call the General Office





Thank you

