


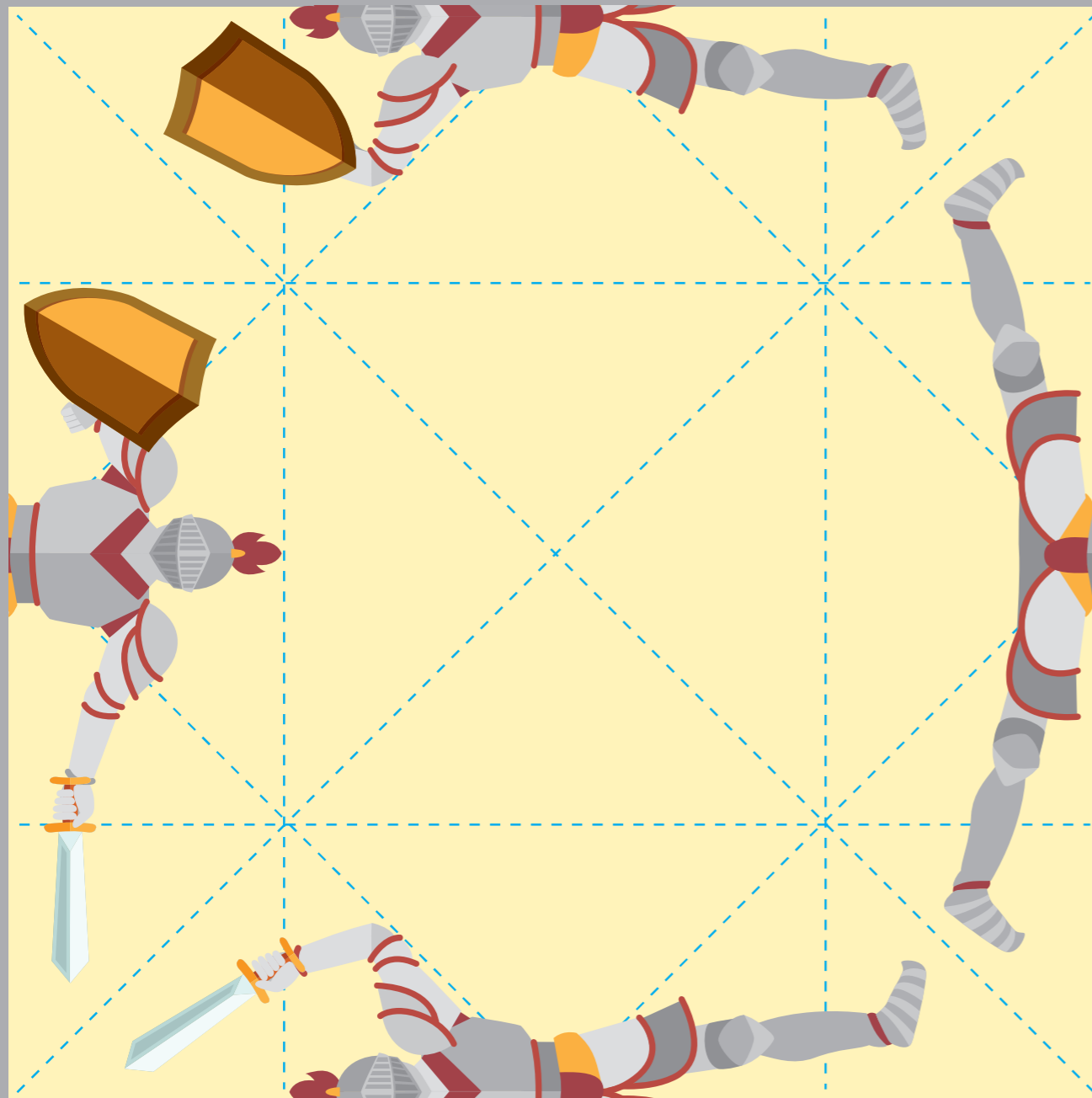
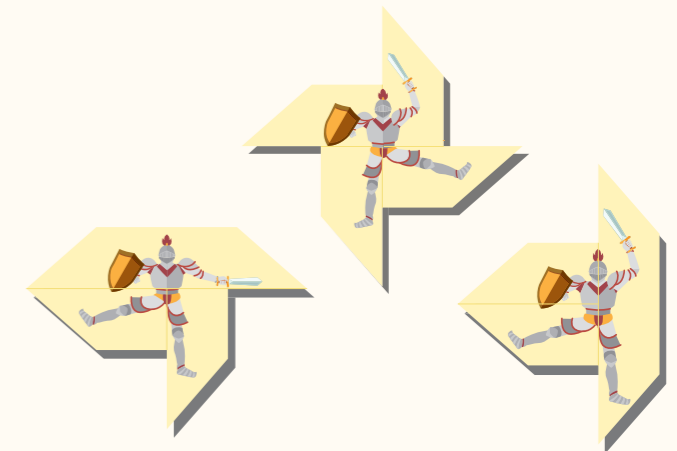
Fight like a Knight!

Objective Join Camy as he explores the fascinating world of fantasy novels! Animate your very own knight in shining armour.

Instructions

1. Pop the square out along the perforated lines.
2. Fold along the lines according to the diagram below.
3. When your knight is complete, flip each corner back and forth to animate his hands and legs. Your knight is now ready to slay the dragon!

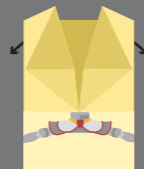
Try to animate your knight by moving his hands and feet!
Here are some possible combinations:



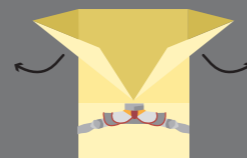
Put the coloured side facedown and fold



Fold



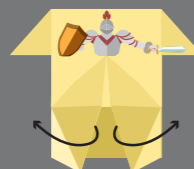
Open the flaps



Pull the flaps outward



Press the flaps down to form a 'house'



Open the flaps



Pull the flaps outward



Press the flaps down

Fun Facts



Pop this card out along the perforated lines and keep it as a token!

The word 'chivalry' comes from the French word 'chevalier', which means knight.

Source:

A Day of Knights. (2018). Retrieved from: <https://www.librarypoint.org/blogs/post/day-of-knights/>

To become a knight, boys would start training as pages from the age of 7!



To learn more about Origami, look up call number JP/J 745.54 in the non-fiction section.



Visit us at:

<http://www.nlb.gov.sg/discovereads>

