

VISITING CHILDREN'S MUSEUM SINGAPORE:

A SOCIAL STORY



I am going to Children's Museum
Singapore.

I may get to the museum by



bus, car, or train.

When I see this building, I know I
am at the museum!





This is WonderBot.

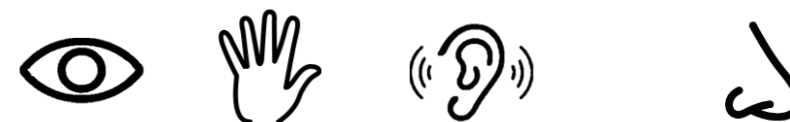
He is purple and looks like a robot.

He is a friend I will see around
Children's Museum Singapore.



I will follow the museum
practices to keep my friends
and I safe and happy.

There are **two** levels at the museum.



I will see, touch, hear and smell
different things.

I will learn exciting stories about
Singapore and the world.





I will walk into the museum
through the **orange** door.



I will see a big hot air balloon at
the counter.

Museum staff will be there to greet me.

They are in different coloured shirts



with WonderBot on them.

They can help me if I have a question or
get lost.





When I need to go to the toilet, I
will tell an adult and they will bring
or guide me there.



The toilet is at level 1.

I will try to go before entering the
galleries.



There are many galleries to explore.
My adult will tell me which galleries I
will be visiting.

I may not have time to see and try
everything.

I can come back again.





The 'Hidden Chamber' is the first gallery on level 1.

The lights will turn dim, and a video will play. Some
objects will move.



I can choose to sit or stand to watch the video.

I will stay close to my adult if the darkness,
lights or sounds make me feel uncomfortable.



In 'Ahoy Singapore' gallery, I can
spot for pests in the cargo hold.



There will be loud noises and lightning
effects here.

I will stay close and let my adult
know if I am uncomfortable.



At 'The Marketplace' gallery, I can learn
about markets in the past.

There will be many things to see and
touch.

I will hear many people talking.


I will stay close and let my adult know if
I am uncomfortable.






In 'My Neighbourhood' gallery, I
can learn about stamps and
design my own here.

I will put back the materials
after I am done.



To go to level 2, I will walk up

the stairs.

I need to hold on to the railing


as I walk up to keep myself
safe.



In 'Imagine a Garden' gallery, there
are many handmade paper
sculptures of plants, birds and
insects.



There will be many things to hear
and smell to explore more about
nature.





In 'Happy Birthday' gallery, I can learn about how people celebrate birthdays all around the world.



I can play music on the jukebox by pressing 

and stop the music by pressing .



There may be loud sounds in this gallery.


I will stay close and let my adult know if I am uncomfortable.



Jukebox



If I am 4 years old and below, I can visit
the 'Play Pod'.

To keep this space clean, I will remove my

shoes and leave them on the shelves.

I can choose to rest or play in this space.





Sensory Bag




Safe space

There may be many other children and adults around when I visit the museum.

I will stay close to my adult and let them know if I am uncomfortable.

My adult can borrow a 'sensory bag' at the hot air balloon counter.

A museum staff can also bring me to a 'safe space' to calm down if I need to.



When it is time to leave, I will follow
↓
my adult down the stairs to level 1.

I need to hold on to the railing as I
↓
walk down to keep myself safe.



I can wave goodbye to the
museum staff and the museum.

I had a great day at Children's
Museum Singapore, and I cannot
wait to go again!

Meaning of words

Adult:

A grown-up person who can be a teacher or caregiver who brought you to Children's Museum Singapore.



Museum staff:

Adults who work in the museum wearing a shirt with WonderBot on it.

They can teach me new things and help me if I get lost.

Gallery:

Different parts/rooms of the museum you can explore.

Sensory Bag:

A bag of objects that you can use to soothe yourself when you feel uncomfortable.

Safe space:

A space where you can rest at before you are ready to visit the galleries again.