

Career Conversion Programme (CCP-EN) For Enrolled Nurses



ITE – One System, Three Colleges

ITE College East



“College of Enterprise and Innovation”



ITE College West




“College of Service and Innovation”



ITE College Central



“College of Creativity and Innovation”



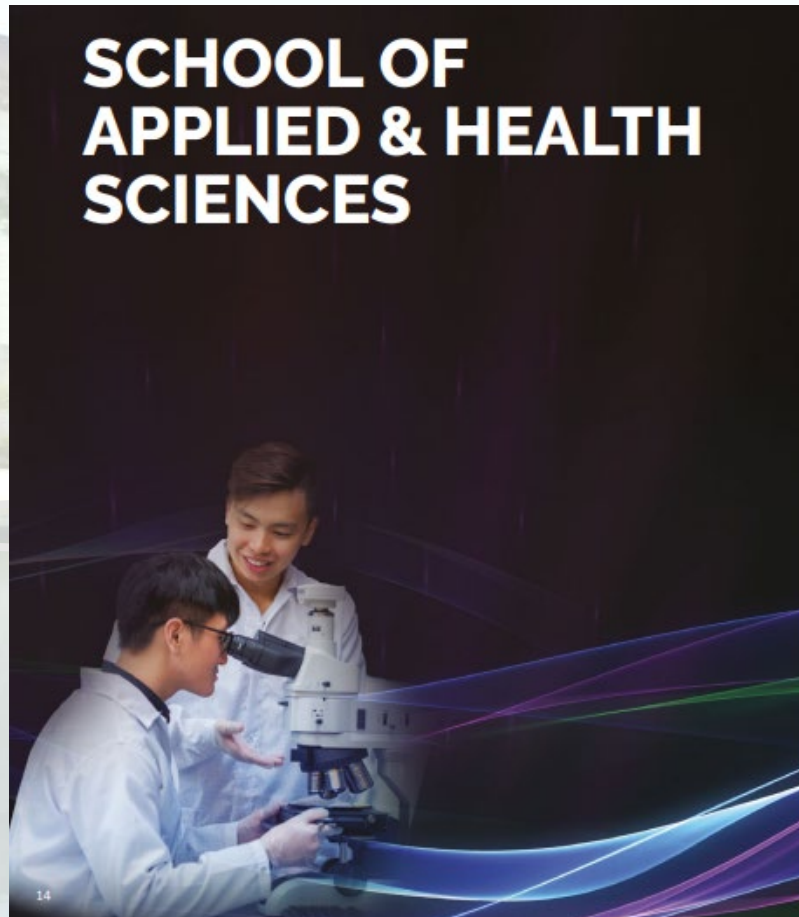
Facilities @ ITE College East



Higher Nitec Courses at ITE College East



Higher Nitec Courses at ITE College East



- ⇒ *Biotechnology*
- ⇒ *Chemical Technology*
- ⇒ *Paramedic & Emergency Care*
- ⇒ ***Nursing***
- ⇒ *Applied Food Science*
- ⇒ *Chemical Process Technology*
- ⇒ *Community Care & Social Service*
- ⇒ *Opticianry*

Higher Nitec In Nursing



Higher Nitec in Nursing

Work Force
Singapore –

**Career Conversion
Program**

for Enrolled
Nurses

(WSG-CCP)

MER for entry into the 3-year Higher Nitec in Nursing:

N-Level:

3 GCE 'N' Level Passes (Grade A-D or Grade 1-5) in English Language, Mathematics and one other subject **OR**

O-Level:

2 GCE 'O Level Grades (Grade 1-8) in any two subjects **OR**

Employability Skills (ES) Workforce Skills:

Workplace Literacy and Numeracy (WPLN) **Level 5** for all of the following: **Reading, Listening, Writing, Speaking and Numeracy.**

Individuals who have sat for GCE O/N-level but do not meet the above Academic Entry Requirements may still be considered.

Your application will be assessed holistically, and any of the following relevant prior training or work experience will be taken into consideration when assessing your application:

- ITE Skills Certificate (ISC) in Health Care (Inpatient/Outpatient/Home Care/Clinic Practice) with a minimum GPA of 2.8
- WSQ Advanced Certificate in Healthcare Support (Nursing Care) **AND** Minimum 3 years full-time direct patient nursing care experience

Higher Nitec in Nursing

Work Force Singapore –
**Career Conversion
Program**
for Enrolled Nurses
(WSG-CCP)

MER for entry into the 2-year *Higher Nitec* in Nursing:

3 GCE 'O' Level Grades

- Grade 1-8 in English Language
- Grade 1-7 in Mathematics
- Grade 1-8 in Science

>> Selection will be based on passing an interview by ITE Admission Committee.

Course Structure



3 Yrs


➤ **In-campus Training**
27 months

➤ **Clinical Attachment**
9 months

2 Yrs

➤ **In-campus Training**
15 months

➤ **Clinical Attachment**
9 months



Training Schedules for 2 and 3 Years Curriculum

Training Schedules for 3 years curriculum (Jan 2024)



| Year 1 | Modules | Duration |
|---------------------|--|----------|
| On Campus | Nursing, Biology, Life-skills and Sports & Wellness modules | 6 mths |
| Clinical Attachment | Clinical Practice I | 3 mths |
| On Campus | Nursing, Electives and Cross disciplinary modules | 3 mths |
| Year 2 | Modules | Duration |
| On Campus | Nursing, Biology, and Elective modules | 3 mths |
| Clinical Attachment | Clinical Practice II | 3 mths |
| On Campus | Nursing, Electives, Cross disciplinary Life-skills and Sports & Wellness modules | 6 mths |
| Year 3 | Modules | Duration |
| On Campus | Nursing, non- nursing modules and Clinical Practice III | 3 mths |
| On Campus | Nursing, Electives, Cross Disciplinary Sports & Wellness and Life-skills modules | 6 mths |
| Clinical Attachment | PECP | 3 mths |

Training Schedules for 2 years curriculum (Apr 2024)

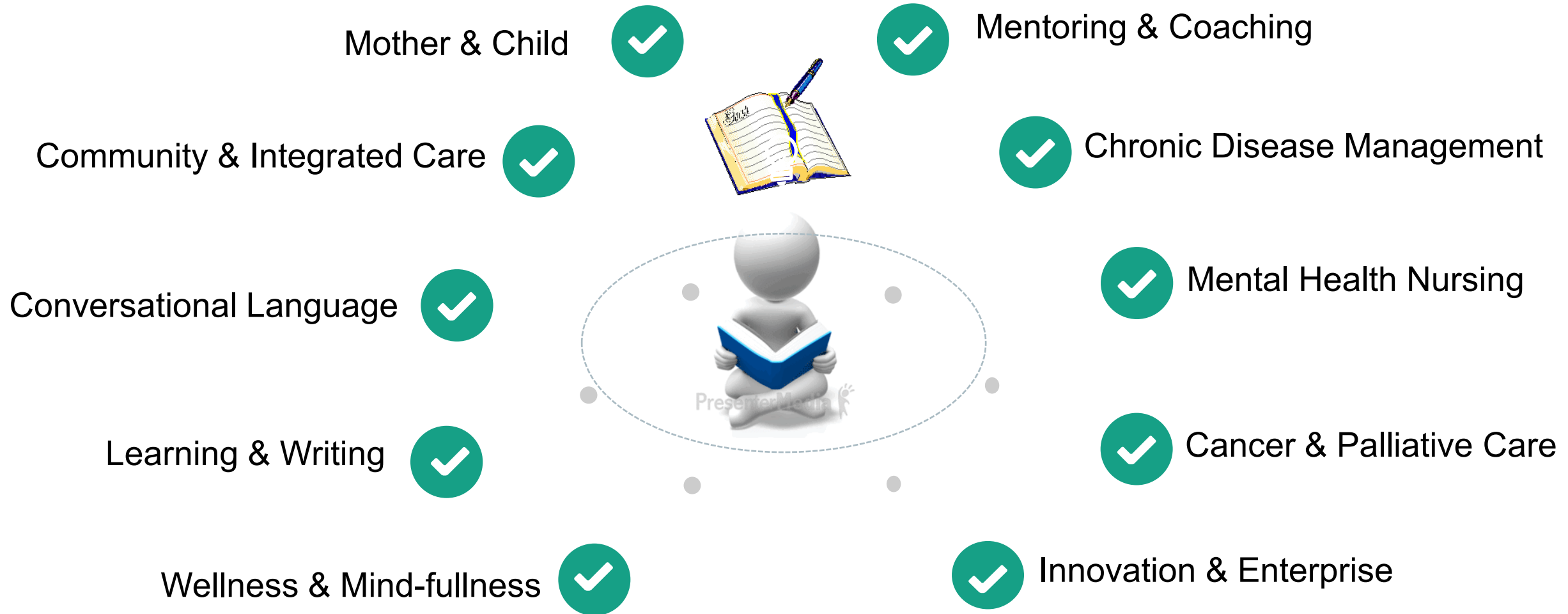


| Year 1 | Modules | Duration |
|---------------------|--|----------|
| On Campus | Nursing, Biology, Life-skills and Sports & Wellness modules | 6 mths |
| Clinical Attachment | Clinical Practice I | 3 mths |
| Year 2 | Modules | Duration |
| On Campus | Nursing, Biology, and Elective modules | 3 mths |
| Clinical Attachment | Clinical Practice II | 3 mths |
| On Campus | Nursing, Electives, Cross disciplinary Life-skills and Sports & Wellness modules | 6 mths |
| Clinical Attachment | PECP | 3 mths |

Higher Nitec in Nursing - Modules



Higher Nitec in Nursing - Modules



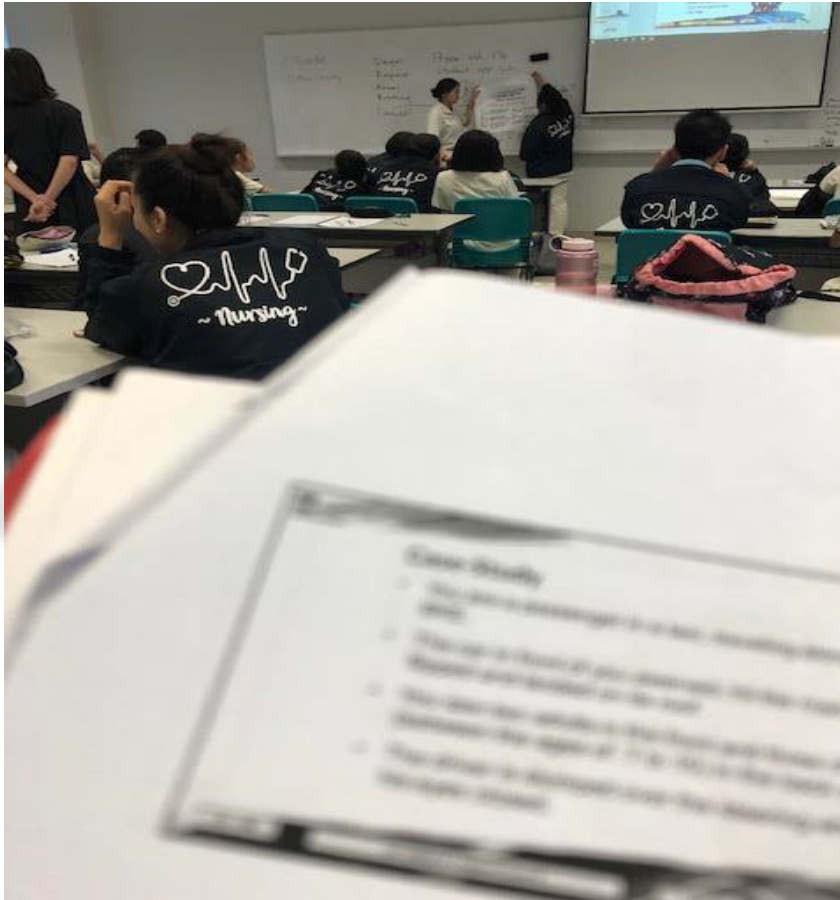
Lesson Delivery- In Campus

Simulation Training



Practical Lessons

Lesson Delivery- In Campus



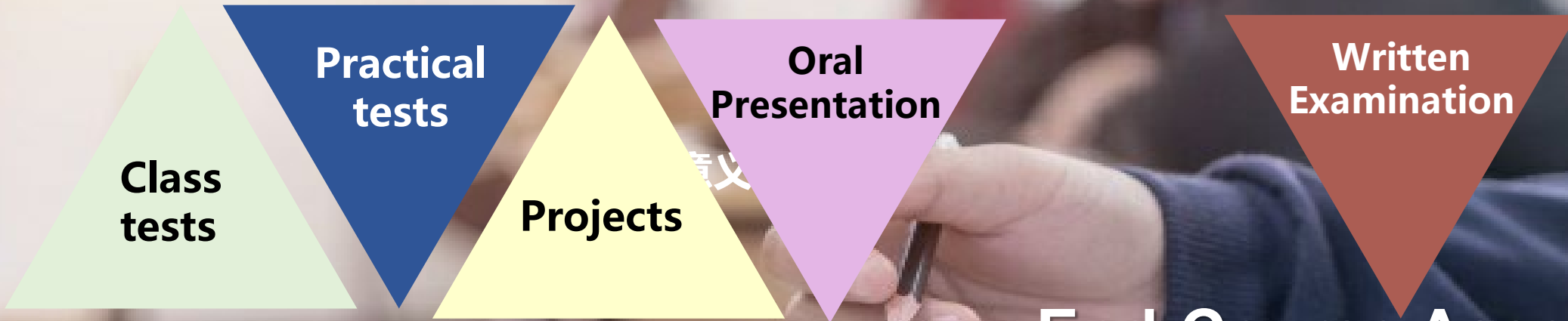
Classroom Training

Home Based Learning



Mode Of Assessment

In-Course Assessment



End-Course Assessment

Clinical Practice

➤ Clinical Practice I (Year 1) – 10 weeks

- *Medical & Surgical*
- *Long Term Care & Rehabilitation*

➤ PECP (Year 3) – 9 weeks

- *Medical or Surgical*

➤ Clinical Practice II (Year 2) – 9 weeks

- *Medical & Surgical*
- *Psychiatric & Community health*

➤ Clinical Practice III Only for Higher Nitec 3 years course (Year 3) – 2 weeks

- *Medical or Surgical*

Possible Challenges

⇒ Stamina, concentration and memory
Role identity, role confusion, role
models – as matured students.



⇒ **Back to school & books**
“so scary! stress!”

Demands of training & long hours:
Study...study....and more STUDY!”
IT...! High tech...!
Online! E- learning...!



Possible Challenges

⇒ Respect & Teamwork – Studying with younger peers.

Challenges from family, spouse, children



⇒ Channels of communication –
Constructive feedback preferred

Sponsorship, updates to employers



Successful Stories from CCP-EN Graduates



- Alan Siew Kum Hong
- Sponsored by KTPH
- Graduated in 2023
- Awards received:
 - CE Outstanding Award
 - Top Nursing Graduate Award

Successful Stories from CCP-EN Graduates



- Teng Chia Leng
- Sponsored by NUH
- Graduated in 2023

- Award received:
 - Best Clinical Nurse

Successful Stories from CCP-EN Graduates



- **Foo Su Li**
 - **Sponsored by SHP**
 - **Graduated in 2022**
-
- **Award received:**
 - **Best Clinical Nurse**
 - **CE Outstanding Student**

Successful Stories from CCP-EN Graduates



2010



2011



2015



2017



2019




2022



“My mid-career switch was a RIGHT choice.

I encourage others who are considering nursing as a career, to join the CCP-EN Program.”



Start Your New Learning Journey with ITE Nursing Now!



Thank You!

